


附件三：

宜蘭縣112學年度英語課以英語授課為主教案甄選暨表揚計畫
竹林國小 以英語授課為主課程教案

單元/主題名稱：___Hello to Different Countries!___					
班級	六年仁班	教學者	謝曲依	設計者	謝曲依
版本	Follow Me 8 及自編	授課節數	共4節	時間	_10_:30_~ _11_:10_
總綱 核心素養面向	總綱核心素養 ¹		領綱核心素養 ²	符應之主要教學活動 ³	
A 自主行動	<input type="checkbox"/> A1身心素質與自我精進 <input checked="" type="checkbox"/> A2系統思考與解決問題 <input type="checkbox"/> A3規劃執行與創新應變		英-E-A2具備理解簡易英語文訊息的能力，能運用基本邏輯思考策略提升學習效能。	Four corners Three truth and a lie	
B 溝通互動	<input checked="" type="checkbox"/> B1符號運用與溝通表達 <input checked="" type="checkbox"/> B2科技資訊與媒體素養 <input type="checkbox"/> B3藝術涵養與美感素養		英-E-B1具備入門的聽、說、讀、寫英語文能力。在引導下，能運用所學、字詞及句型進行簡易日常溝通。 英-E-B2 具備使用各種資訊科技媒材進行自我學習的能力，以增進英語文聽說讀寫綜合應用能力及文化習俗之理解。	Make my “4 pictures and a country” Group search work: Draw on the whiteboard or use the chromebook to find a celebrity or a character/famous food or landmarks. Padlet group work 1& 2 Wordwall Quizzizz	
C 社會參與	<input type="checkbox"/> C1道德實踐與公民意識 <input checked="" type="checkbox"/> C2人際關係與團隊合作 <input checked="" type="checkbox"/> C3多元文化與國際理解		英-E-C2積極參與課內英語文小組學習活動，培養團隊合作精神。 英-E-C3 認識國內外主要節慶習俗及風土民情	Countries facts scavenger hunt Padlet group work	
設計理念	There are 8 names of the countries from the textbook. Therefore, I expect students to be exposed to not only the selected countries and the target sentences but also some fun facts and other countries around the world. Students learn 7 continents and different greetings in different countries. Also, students learn some fun facts about the countries in “4 corners” and “3 truths 1 lie” activities. In 4 corners activity, teacher asks a question and assign each corner an answer. Students go to the corner that they think is the answer. They get a individual point if they get it right. Afterwards, students do “3 truths and a lie” of countries by using their fingers to show which one is the lie. They are going to work in groups and find the information they need in the activity “Countries facts scavenger hunt”. After group discussion, group members need to record or film together to present the country they are responsible for to other groups on Padlet. Students are exposed to different culture and they are encouraged to develop independent thinking and group collaboration in the activities. At the end of the class, students do “Think-pair-share”. Teacher asks 4 questions and students choose one to answer in order to express their ideas or feelings. They practice four listening, speaking, reading and writing skills during the lessons.				
學習目標	Students are able to know different culture in different countries. Students are able to work in groups and have discussion on facts or traits of a country.				

<p>Presentation 1. Hello around the world song: https://youtu.be/472AnCrHYVs?si=MPO7uGmRNs5t0Lgq Learn how to say hello in different languages. 2. “4 pictures 1 word activity” Show the pictures of famous food, landmarks, celebrity, music of a country at a time and students have to guess what it is. <i>Look! What’s this? Yes, it’s Taipei 101/ bubble milk tea/ night market/ Formosan Black Bear. What’s this country? That’s right. It’s Taiwan.</i> 3. Introduce the sentence: “Where are you from?” “I’m from <u>Taiwan.</u>” <i>This is Coco from Mexico. “Hello. I’m Coco. I’m from Mexico. Where are you from?” “I’m from Taiwan.”</i></p> <p>Practice Use famous and different cartoon characters to practice the target sentence: <i>Who is she? She is Dora. Let’s ask Dora “Where are you from?” Do you know the answer? Great job! Her answer is “I’m from the USA.” She is from the United States of America.</i> 1. Whole class practice: “Where are you from?” “I’m from <u>Taiwan.</u>” 2. Pair practice: Ask and answer</p> <p>Production 1. Make my “4 pictures and a country” Students make their “4 pictures and a country” by drawing on their writing book or making a powerpoint. They can use chromebook for searching information or making a powerpoint of a country.</p> <p>Wrap-up 1. Students share their ideas or drawing with each other. Let the peers guess. 2. Exit ticket: Say the eight countries and speak one language to say hello. 3. Add points on ClassDojo</p>	<p>5’</p> <p>10’</p> <p>5’</p> <p>10’</p> <p>5’</p>	<p>Youtube song</p> <p>ppt</p> <p>Writing book</p> <p>chromebook</p> <p>ClassDojo</p>	<p>Students know how to say hello in different languages.</p> <p>Students know the features of the countries and draw/write them down.</p> <p>Students share the features of one country with peers.</p> <p>Students can share ideas with each other.</p>
<p>第二節 Warm-up 1. Greetings 2. Classroom routine: An assigned student of the class writes the date and weekly phrase on the blackboard. The student reads out what he/she wrote and the class repeat after him/her. 3. Weekly phrase 4. Pair practicing and check 5. Introducing the agenda: Today we are going to ... (1) Review “Hello around the world song” (2) Guess from the students’ work (3) 4 corners activity (4) Know the nationality and the language of the countries (5) Learn target sentences</p> <p>Presentation 1. Review “Hello around the world song” 2. Use students’ work to guess what country it is. <i>Look at the pictures! What do you see? They’re Mt. Fuji / sushi / cherry blossoms / kimono. Where are they from? Great job! They’re from Japan. Angel, thaanks for your drawing.</i></p>	<p>5’</p> <p>15’</p>	<p>blackboard</p> <p>ppt Youtube song</p>	<p>Students can read and speak the sentences.</p> <p>Students can say hello in different languages.</p> <p>Students know the features of</p>

3. Activity- 4 corners:



Use the dice symbol to draw 4 corners in the classroom.

1. Fun facts of the country- Show a question of a country and assign each corner an answer. Students go to the corner which they think is the answer. Teacher reveals the answer.

Example:

Q: Which country sent the Statue of Liberty as a gift to the USA?

(1) Taiwan (2) the UK (3) France (4) Italy

Our first activity is called 4 corners.

You have 5 seconds to think. Go to the corner that you think the country is.

Time's up. Student in number one/two/three/four corner, what country is it? Are you ready for the answer? It's France. If you get it right, you can get a point.

4. Nationality & Language Worksheet

Students fill in the blanks of the countries, nationality and language.

What's the country? Yes, it's Canada. In Canada, what language

do they speak mostly/ What's the official language? You're right.

They speak English. However, people in Quebec, their official

language is French. Then, how do we call people from Canada?

Well done. They are Canadian.

Worksheet:

Class: _____ Number: _____ Name: _____

Countries and Nationalities

Country  Canada	Country  Egypt
Language  English	Language  Arabic
People  Canadian	People  Egyptian
Country  Greece	Country  Italy
Language  Greek	Language  Italian
People  Greek	People  Italian
Country  Japan	Country  Taiwan
Language  Japanese	Language  Mandarin Chinese
People  Japanese	People  Taiwanese
Country  the UK	Country  the USA
Language  English	Language  English
People  British	People  American

dice symbol
paper

ppt

Worksheet

the countries.

Students can use the target sentences correctly.

Students can finish the worksheet.










<p>Practice Target sentences: Where are you from? I'm from <u>Taiwan</u>. Where is (s)he from? (S)He is from <u>the USA</u>. Is (s)he/ it from <u>Greece</u>? Yes, (s)he it is. / No, (s)he/ it isn't. Teacher show a celebrity or a cartoon character / famous food or landmarks and ask the question "Where is (s)he/ it from?" Students have to answer "(S)he/ It is from _____." "Is (s)he/ it from <u>Canada</u>? Yes, (s)he it is. / No, (s)he/ it isn't." <i>Who's she? She's Queen Elizabeth. Where is she from? Well done! She's from the UK (the United Kingdom).</i> <i>Who's he? He's Justin Biber. Take a guess. Where's he from? Right! He's from Canada. He's a Canadian artist.</i> <i>What's this? Yes, it's the Pyramid. Where is it from? Excellent! It is from Egypt.</i></p> <p>Production Group search work: 1. Draw on the whiteboard or use the Internet to find a celebrity or a character / famous food or landmarks. 2. Post it on Padlet</p> <p>Wrap-up Exit ticket: 1. Have you been to <u>the UK</u>? 2. Tell one thing you like or you learn today. I learn/ like _____. 3. Add points on ClassDojo</p>	<p>5'</p> <p>10'</p> <p>5'</p>	<p>ppt</p> <p>Whiteboards Chromebooks</p> <p>ClassDojo</p>	<p>Students can collaborate to do the whiteboard</p> <p>Students can share ideas with others.</p>
<p>第三節 Warm-up 1. Greetings 2. Classroom routine: An assigned student of the class writes the date and weekly phrase on the blackboard. The student reads out what he/she wrote and the class repeat after him/her. 3. Weekly phrase 4. Pair practicing and check 5. Introducing the agenda: Today we are going to ... (1) Know more about the countries by doing 3 truths and a lie (2) Do country facts scavenger hunt</p> <p>Presentation 1. Seven continents Look! What's this? It's a world map. How many continents are there in the world? There are 7 continents in the world? What are they? They are Asia, Europe, Africa, North America, South America, Australia and Antarctica. How many countries around the world? Take a guess. Yes, it's about 195 countries. 2. Review names of the countries Let's review the countries. (Taiwan, Canada, the USA, the UK, Greece, Italy, Egypt, Japan) 3. Magnets and money from different countries Look at this (taking out the magnets). It says San Francisco. How about this? Yes! It's from Canada. And the money is from... Japan! Great. I'll take more things next time. Now, we're going to do 3 truths and a lie.</p>	<p>4'</p> <p>12'</p>	<p>blackboard</p> <p>ppt</p> <p>ppt</p>	<p>Students can read and speak the sentences.</p> <p>Students know 7 continents.</p> <p>Students can identify the features of countries by looking at the magnets and</p>

<p>Activity- 3 truths and a lie : Three truths and a lie- Describe a country in 3 true sentences and a false sentence. Students guess which one is the lie and show me your answer by the fingers.</p> <p>Example: Q: Which one is a lie about Canada? (1) The national animal is beaver. (2) The Colosseum is the famous landmark. (3) It is famous for its maple syrup and cookies. (4) Ice hockey is the national winter sport.</p> <p><i>You have 5 seconds to think. Show me the number. Go! Are you ready for the answer? It's number 2. Where is the Colosseum? It's in Italy. If you get it right, you can get a point.</i></p> <p>Practice 1. Country facts scavenger hunt:</p> <p>(1) Now, work in groups of 3-4. You'll have a new group. Go find your partners. 3-4 people in a group.</p> <p>(2) Draw a nationality card If you're done. A student from each team come and get a nationality card. You are going to work in groups and find some facts of that country.</p> <p>(3) Take your worksheet and look for the posters on the wall. If the thing is famous in this country, check it on your worksheet. You will have 4 minutes for checking the lists. Time's up. Please go back to your seats.</p> <p>(4) Let's check the answer together. (Part A)</p> <p><i>Group Taiwan. What did you check? What can you see in Taiwan? S: baseball, bubble tea, Taipei 101, Formosan black bear. (Group Japan...)</i></p> <p>Production 1. Group work worksheet We're going to do part B now. It's a group work. If I get Korea. Look at the examples:</p> <p><i>Annyeong-ha-say-yo 안녕하세요!</i> <i>We are group Korea. We are in <u>South Korea</u>. It is in <u>Asia</u>. They speak <u>Korean</u>. We are in Seoul. There are many food stands on the street. Korea is known for its music and food. We like K-pop bands, kimchi and bibimbap.</i></p> <p>You're going to think about it and you can also take a look at the poster that you need. Use the chromebook to search more information. You have 4 minutes. Go to your group.</p>	<p>10'</p> <p>10'</p>	<p>ppt</p> <p>ppt</p> <p>posters worksheet</p> <p>nationality cards</p>	<p>money.</p> <p>Students can understand the question and go to the corner.</p> <p>Students can understand the question and show the numbers.</p> <p>Students can work together to finish part A of the worksheet.</p>
---	-----------------------	---	--

<p>Time's up. Please go back to your seat. Next time, we're going to use Padlet. Type the country and record your video or voice. So next time, we'll use the Chromebook.</p> <p>Wrap-up Think-Pair-Share</p> <p>Here are some questions for you.</p> <p>1) Which country do you like the most? Why? I like ____ because ____.</p> <p>2) Tell one thing you like or you learn today. I learn / like _____.</p> <p>3) Have you ever been to these countries? What country is it? I have been to _____.</p> <p>4) What country do you want to visit? I want to go to _____ because _____.</p> <p>Exit ticket: 1. Sharing time Anyone wants to share with us? Great! Thank you! 2. Add points on ClassDojo Now go add your points on ClassDojo. Goodbye. See you next time!</p>	4'	<p>worksheet</p> <p>ppt</p> <p>posters chromebook</p> <p>ppt</p>	<p>Students can work together to finish part B of the worksheet.</p> <p>Students can share ideas with others.</p>
<p>第四節 Warm-up 1. Greetings 2. Classroom routine: An assigned student of the class writes the date and weekly phrase on the blackboard. The student reads out what he/she wrote and the class repeat after him/her. 3. Weekly phrase 4. Pair practicing and check 5. Introducing the agenda: Today we are going to ... (1) go through Padlet group work (2) do Wordwall practice (3) do Quizizz (4) do our workbook</p> <p>Presentation 1. Each group's Padlet work https://padlet.com/a1992527/world-map-8kxpeyhy16hiwyso <i>Please look at the map. What is this country? Yes, it's Italy! Let's see how do they introduce Italy.</i> 2. Give feedback to each group <i>Wonderful! Thank you, Team 5. I can tell how much effort you put into it!</i> 3. Story in the textbook (1) Play the video of the story (2) Use 5W1H strategy to comprehend the story: <i>Who's in the story? Where are they? What are they doing? When is the story? Why are they going to Egypt? How do they feel?</i></p>	5'	<p>Padlet</p> <p>whiteboard marker eraser</p>	<p>Students can read and speak the sentences.</p> <p>Students can understand the content from their classmates' audio or video.</p> <p>Students can understand the story.</p>

<p><i>Please write down the answer on your whiteboard. When you're done, hold it up.</i></p> <p>Practice 1. Wordwall: story comprehension (True or False/ Matching) 2. Quizizz: target sentences practice (Multiple choices)</p> <p>Production Workbook Practice (listening, writing, reading)</p> <p>Wrap-up Exit ticket: 1. Tell one thing you like or you learn today. I learn / like _____. 2. Add points on ClassDojo</p>	<p>10'</p> <p>5'</p>	<p>Chromebook</p> <p>workbook</p>	<p>Students know how to use the target sentences correctly.</p> <p>Students can share ideas with others.</p>
---	----------------------	-----------------------------------	--

<p>參考資料</p>	<p>https://www.worldcountriesforkids.com/ https://www.kids-world-travel-guide.com/countries-of-the-world.html https://kids.nationalgeographic.com/geography/countries</p>
-------------	--

<p>附錄</p>	<p>Posters</p> <div style="display: flex; justify-content: space-between;"> <div style="width: 48%;"> <p> TAIWAN</p> <p>Taiwan is in Asia. It is an island. They speak Chinese and Taiwanese. Taipei 101 is one of the tallest buildings in the world.</p> <p> Yushan Mountain (Jade Mt.) is the highest mountain.</p> <p>There are many delicious food in night markets.</p> <p> It is famous for its Xiao Long Bao, beef noodles and bubble tea.</p> <p> Baseball is one of the popular sports.</p> <p> There are Formosan Black Bear and Sika Deer.</p> </div> <div style="width: 48%;"> <p> JAPAN</p> <p>Japan is in Asia. It is an island. They speak Japanese.</p> <p> It is famous for its Mount Fuji, the highest mountain.</p> <p>There are many shrines and temples in Tokyo.</p> <p> Some popular dishes are sushi, ramen and miso soup.</p> <p> There are many snow monkeys and deer.</p> <p>You can see beautiful sakura on trees.</p> </div> </div>	
-----------	---	--

THE UK

The United Kingdom is in Europe.

They speak English.

There are over 4000 old **castles**.



Big Ben is a beautiful tower in London.

You can see many **red buses** in the city.



There is a royal family.

Football (soccer) is the most popular sport.



People like to have fish and chips and afternoon tea.

ITALY

Italy is in Europe.

The country is the shape of a boot.

They speak Italian.



Colosseum is in Rome. There are many historic sites.



There is a famous carnival in Venice.



Mount Vesuvius is an active **volcano**.



People like to take photos with the Leaning Tower of Pisa.



Italian food is famous for using **tomatoes** and spices.

GREECE

Greece is in Europe.

They speak Greek.

Greece is located in the **Mediterranean Sea**.



Parthenon temple is in Athens, the oldest capital city in Europe.

The first Olympic Games was played in Athens.



The most popular sport is **soccer**.

Greek salad is one of the popular food.



EGYPT

Egypt is in Africa.

They speak Arabic.

There is a **Nile River**.

It is the longest river in the world.



You can see many dry **deserts, pyramids and camels**.

There is a **mummy** of a **pharaoh**.



There are some big statues called **Sphinx**.



You can go diving in the **Red Sea**.



They use pictures to tell the stories.

CANADA

Canada is in North America.

HELLO!

SALUT!



They speak English and French.

Banff National Park is the oldest and the most popular national park.



Toronto is the largest city in Canada.

Canada is famous for its maple syrup.



Poutine is the national dish.

Ice hockey is the most popular sport.



There are many beavers and moose.



THE USA

The United States of America is in North America.

HELLO!



They speak English.

There are many big cities.

The Statue of Liberty is in New York.

You can find wild animals like wolves, bears, bald eagles, and deers.



Some popular food are Macaroni and cheese, Tex-mex, and cajun jambalaya food.



It's known for its baseball games, basketball games and football games.

Class Video-Recording Link 第三節課

<https://www.youtube.com/watch?v=od-PT1d9HIY>

Student Feedback (video, photo, or written comments) Worksheet

603 Number: 7 Name: Shina

Scavenger Hunt for countries!

We are group Canada.
We are in Canada.

Part A Check the answers

<input type="checkbox"/> baseball	<input type="checkbox"/> deserts	<input checked="" type="checkbox"/> maple syrup	<input type="checkbox"/> shape of a boot
<input type="checkbox"/> Statue of Liberty	<input type="checkbox"/> bubble tea	<input type="checkbox"/> basketball	<input type="checkbox"/> Mediterranean Sea
<input type="checkbox"/> sushi	<input type="checkbox"/> red buses	<input type="checkbox"/> pyramid and Sphinx	<input checked="" type="checkbox"/> ice hockey
<input type="checkbox"/> soccer	<input type="checkbox"/> tomato foods	<input type="checkbox"/> Taipei 101	<input type="checkbox"/> Mount Fuji
<input checked="" type="checkbox"/> beaver	<input type="checkbox"/> Athens	<input type="checkbox"/> Big Ben	<input type="checkbox"/> Formosan black bear
<input type="checkbox"/> shrines	<input type="checkbox"/> mummy	<input type="checkbox"/> Colosseum	<input type="checkbox"/> Tex-mex food
			<input type="checkbox"/> afternoon tea

Part B Hello! We are group Canada. We are in Canada.
It is in North America. They speak English. We are in/at Toronto.
There is/are many big cities. We can see wild animals. We like beavers.
The popular food/sport is ice hockey. It is known for its maple syrup.

603 Number: 14 Name: Shina

Scavenger Hunt for countries!

We are group USA.
We are in the USA.

Part A Check the answers

<input type="checkbox"/> baseball	<input type="checkbox"/> deserts	<input type="checkbox"/> maple syrup	<input type="checkbox"/> shape of a boot
<input type="checkbox"/> Statue of Liberty	<input type="checkbox"/> bubble tea	<input checked="" type="checkbox"/> basketball	<input type="checkbox"/> Mediterranean Sea
<input type="checkbox"/> sushi	<input type="checkbox"/> red buses	<input type="checkbox"/> pyramid and Sphinx	<input type="checkbox"/> ice hockey
<input type="checkbox"/> soccer	<input type="checkbox"/> tomato foods	<input type="checkbox"/> Taipei 101	<input type="checkbox"/> Mount Fuji
<input type="checkbox"/> beaver	<input type="checkbox"/> Athens	<input type="checkbox"/> Big Ben	<input type="checkbox"/> Formosan black bear
<input type="checkbox"/> shrines	<input type="checkbox"/> mummy	<input type="checkbox"/> Colosseum	<input checked="" type="checkbox"/> Tex-mex food
			<input type="checkbox"/> afternoon tea

Part B Hello! We are group USA. We are in the USA.
It is in North America. They speak English. We are in/at New York.
There is/are many big cities. We can see wild animals. We like Tex-mex food.
The popular food/sport is basketball. It is known for its basketball.

60₃ Number: 4 Name: Lucas

Scavenger Hunt for countries!

We are group the UK
We are in the UK

Part A Check the answers

- | | | | |
|---|--|--|--|
| <input type="radio"/> baseball | <input type="radio"/> deserts | <input type="radio"/> maple syrup | <input type="radio"/> shape of a boot |
| <input type="radio"/> Statue of Liberty | <input type="radio"/> bubble tea | <input type="radio"/> basketball | <input type="radio"/> Mediterranean Sea |
| <input type="radio"/> sushi | <input checked="" type="radio"/> red buses | <input type="radio"/> pyramid and Sphinx | <input type="radio"/> ice hockey |
| <input type="radio"/> soccer | <input type="radio"/> tomato foods | <input type="radio"/> Taipei 101 | <input type="radio"/> Mount Fuji |
| <input type="radio"/> beaver | <input type="radio"/> Athens | <input checked="" type="radio"/> Big Ben | <input type="radio"/> Formosan black bear |
| <input type="radio"/> shrines | <input type="radio"/> mummy | <input type="radio"/> Colosseum | <input type="radio"/> Tex-mex food |
| | | | <input checked="" type="radio"/> afternoon tea |

Part B Hello! We are group the UK. We are in the UK.
It is in Europe. They speak English. We are in/at Big Ben.
There is/are royal family. We can see red buses. We like afternoon tea.
The popular food/sport is soccer. It is known for its castles.

60₃ Number: 9 Name: Gino

Scavenger Hunt for countries!

We are group Greece
We are in Greece

Part A Check the answers

- | | | | |
|---|---|--|--|
| <input type="radio"/> baseball | <input type="radio"/> deserts | <input type="radio"/> maple syrup | <input type="radio"/> shape of a boot |
| <input type="radio"/> Statue of Liberty | <input type="radio"/> bubble tea | <input type="radio"/> basketball | <input checked="" type="radio"/> Mediterranean Sea |
| <input type="radio"/> sushi | <input type="radio"/> red buses | <input type="radio"/> pyramid and Sphinx | <input type="radio"/> ice hockey |
| <input checked="" type="radio"/> soccer | <input type="radio"/> tomato foods | <input type="radio"/> Taipei 101 | <input type="radio"/> Mount Fuji |
| <input type="radio"/> beaver | <input checked="" type="radio"/> Athens | <input type="radio"/> Big Ben | <input type="radio"/> Formosan black bear |
| <input type="radio"/> shrines | <input type="radio"/> mummy | <input type="radio"/> Colosseum | <input type="radio"/> Tex-mex food |
| | | | <input type="radio"/> afternoon tea |

Part B Hello! We are group Greece. We are in Greece.
It is in Europe. They speak Greek. We are in/at Athens.
There is/are many historical sites. We can see Athens. We like salad.
The popular food/sport is soccer. It is known for its soccer.

60₃₃ Number: 12 Name: Harishab

Scavenger Hunt for countries!

We are group Japan
We are in Japan

Part A Check the answers

- | | | | |
|--|------------------------------------|--|---|
| <input type="radio"/> baseball | <input type="radio"/> deserts | <input type="radio"/> maple syrup | <input type="radio"/> shape of a boot |
| <input type="radio"/> Statue of Liberty | <input type="radio"/> bubble tea | <input type="radio"/> basketball | <input type="radio"/> Mediterranean Sea |
| <input checked="" type="radio"/> sushi | <input type="radio"/> red buses | <input type="radio"/> pyramid and Sphinx | <input type="radio"/> ice hockey |
| <input type="radio"/> soccer | <input type="radio"/> tomato foods | <input type="radio"/> Taipei 101 | <input type="radio"/> Mount Fuji |
| <input type="radio"/> beaver | <input type="radio"/> Athens | <input type="radio"/> Big Ben | <input type="radio"/> Formosan black bear |
| <input checked="" type="radio"/> shrines | <input type="radio"/> mummy | <input type="radio"/> Colosseum | <input type="radio"/> Tex-mex food |
| | | | <input type="radio"/> afternoon tea |

Part B Hello! We are group Japan. We are in Japan.
It is in Asia. They speak Japanese. We are in/at Tokyo.
There is/are many shrines. We can see few monkeys. We like many monkeys.
The popular food/sport is Sushi. It is known for its Sakurays.

60₃ Number: 16 Name: Kimberly

Scavenger Hunt for countries!

We are group Italy
We are in Italy

Part A Check the answers

- | | | | |
|---|---|--|--|
| <input type="radio"/> baseball | <input type="radio"/> deserts | <input type="radio"/> maple syrup | <input checked="" type="radio"/> shape of a boot |
| <input type="radio"/> Statue of Liberty | <input type="radio"/> bubble tea | <input type="radio"/> basketball | <input type="radio"/> Mediterranean Sea |
| <input type="radio"/> sushi | <input type="radio"/> red buses | <input type="radio"/> pyramid and Sphinx | <input type="radio"/> ice hockey |
| <input type="radio"/> soccer | <input checked="" type="radio"/> tomato foods | <input type="radio"/> Taipei 101 | <input type="radio"/> Mount Fuji |
| <input type="radio"/> beaver | <input type="radio"/> Athens | <input type="radio"/> Big Ben | <input type="radio"/> Formosan black bear |
| <input type="radio"/> shrines | <input type="radio"/> mummy | <input checked="" type="radio"/> Colosseum | <input type="radio"/> Tex-mex food |
| | | | <input type="radio"/> afternoon tea |

Part B Hello! We are group Italy. We are in Italy.
It is in Europe. They speak Italian. We are in/at Venice.
There is/are famous. We can see Mount. We like Leaning Tower.
The popular food/sport is pizza. It is known for its Leaning Tower.

603 Number: 23 Name: Claire

Scavenger Hunt for countries!

We are group Taiwan.

We are in Taiwan.



Part A Check the answers

- baseball
- deserts
- maple syrup
- shape of a boot
- Statue of Liberty
- bubble tea
- basketball
- Mediterranean Sea
- sushi
- red buses
- pyramid and Sphinx
- ice hockey
- soccer
- tomato foods
- Taipei 101
- Mount Fuji
- beaver
- Athens
- Big Ben
- Formosan black bear
- shrines
- mummy
- Colosseum
- Tex-mex food
- afternoon tea

Part B Hello! We are group Taiwan. We are in south Taiwan.

It is in Asia. They speak Chinese. We are in/at Taipei.

There is/are many. We can see Taipei 101. We like bubble tea.

The popular food/sport is bubble tea. It is known for its Formosan black bear.

Padlet Group Work

The Padlet interface shows a world map with several pins placed on different continents. On the left side, there is a list of items that have been added to the padlet, including:

- The USA Pest Control, West 31st Street...
- Italy
- 日本东京都千代田区丸之内1 Chome-9, 皇...
- 日本东京
- Big Ben, 伦敦英国
- Taiwan
- Greece
- Tokyo, Japan
- Tokyo, Japan