

附件四：



宜蘭縣110年度公立國民中小學英語教師全英語授課教案設計
(參考範例-課程實施後)


設計者 /服務學校	張虹瑩/玉田國小	
教案名稱	Christmas	
教學年級：國小五年級		
學生人數：_9_人	教學總節數：__3__節	公開授課內容為第_2_節
公開授課之時間： _110年_11_月_19_日 10時30分至11時10分 (第_3_節課)	公開授課之地點： 宜蘭縣玉田國小 英語教室	公開授課之教師： 姓名：張虹瑩 專長領域：_英語__


核心素養	總綱	A2系統思考與解決問題 B1符號運用與溝通表達
	領綱	英-E-A2具備理解簡易英語文訊息的能力，能運用基本邏輯思考策略提升學習效能。 英-E-B1具備入門的聽、說、讀、寫英語文能力。在引導下，能運用所學、字詞及句型進行簡易日常溝通。
學習重點	學習表現	1-III-6 能聽懂課堂中所學的字詞。 1-III-12能聽懂簡易故事及短劇的主要內容。 2-III-2 能說出課堂中所學的字詞。 2-III-11 能進行簡易的角色扮演。 3-III-5能看懂課堂中所學的簡易對話。 4-III-6能書寫課堂中所學的句子。
	學習內容	Ab-III-5 所學的字母拼讀規則(含看字讀音、聽音拼字)。 D-III-2 故事發展的排序。 C-III-2 國內外主要節慶習俗
具體學習目標		1. 在聽讀時，能依照所學的字母拼讀規則辨識單字。 2. 能聽懂簡易故事的主要內容，排序故事的發展。 3. 說出課堂中所學的字詞，進行簡易的角色扮演。 4. 能書寫一封給聖誕老人的信。
教學資源/設備需求		繪本、故事圖片(附件一)、單字 ppt、電子書、遊戲卡(附件二)、棋子、歌曲學習單(附件三)、角色卡、chrome book、小白板、麥克筆、板擦、信紙、信封、世界地圖

1. 在聽讀時
2. 能聽懂
3. 說出課
4. 能書寫

各節教學活動設計

節次	教學活動流程	時間	教學資源
第一節	<p>【引起動機】</p> <p>Story time: It' s Christmas, David!</p> <ol style="list-style-type: none"> 1. Teacher gives each students a storybook. 2. Students read by themselves first, then they read aloud together. 3. Teacher asks students to rearrange the story with pictures. (附件一) 	14mins	<p>Storybook, pictures</p> 
	<p>【發展活動】</p> <ol style="list-style-type: none"> 1. Vocabulary teaching: <ol style="list-style-type: none"> (1) Teacher says a word and students have to listen and write down the word with phonics skill. Words: bell, candy, cane, tree, stocking, Santa. (2) Teacher points the words and asks students how to say these words, and gives students points if they said it correctly. (3) Students open the students' book and turn to page 72 and 73. (4) Teacher asks students questions. What do you see on page 72-73. (5) Students answer the questions. (6) Teacher reviews the vocabulary with ppt. 2. Vocabulary practicing: <ol style="list-style-type: none"> (1) Teacher gives them game paper and chess, (2) Students are two or three in a team. (3) Students play four in a row. (附件二) 	14mins	<p>vocabulary ppt, book white board, marker, eraser</p>
		10mins	<p>game paper, chess</p>
		2mins	

	<p>Rule: (a) 10 chess for each one. (b) Say the word correctly then put your chess on the word.</p> <p>(c) Four in a row is the winner.</p>  <p>【統整與總結】</p> <p>Review the vocabulary with ppt.</p>		vocabulary ppt
第二節	<p>【引起動機】</p> <p>Sing a song:</p> <ol style="list-style-type: none"> 1. Teacher gives students a song worksheet with their level. Worksheet level A is hard and worksheet level B is easy. (附件三). 2. Students have to listen to the song and write the worksheet. 3. Then students look at page 76 and listen to the music again. 4. Students check their worksheet answer and sing the song together. <p>【發展活動】</p> <ol style="list-style-type: none"> 1. Story reading: <ol style="list-style-type: none"> (1) Students listen to the teacher and repeat after her. (2) Students read by themselves. 2. Story role play: <ol style="list-style-type: none"> (1) Divide students into two teams. (2) Let students practice the conversation. (3) Students role play. (4) Teacher gives them reflection. 3. Story recording: <ol style="list-style-type: none"> (1) Students go to learnmode(學習吧) 	<p>13mins</p> <p>5mins</p> <p>10mins</p> <p>10mins</p>	<p>worksheet</p> <p>role play name cards</p> <p>chrome book, learnmode</p>



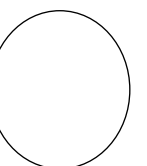







	<p>website and go into Yutain fifth grader English practice area.</p> <p>(2) Students listen and record the story.</p> <p>【統整與總結】 Teacher sees the students' recording score and encourages them to move on.</p>	2mins	
第三節	<p>【引起動機】</p> <p>Phonics practice</p> <p>1. Teacher says a word and students have to listen and write down the word with phonics skill. words: letter, card, Santa, dear, merry, name.</p> <p>2. Teacher points the words and asks students how to say these words, and gives students points if they said it correctly.</p>	12mins	white board, marker, eraser
	<p>【發展活動】</p> <p>1. Letter teaching:</p> <p>(1) Students look at Student' s book on page 71.</p> <p>(2) Teacher asks the questions.</p> <p>(a) Who is writing a letter?</p> <p>(b) Who is Danny writing to?</p> <p>(c) Is Danny a good boy?</p> <p>(d) What does Danny want in the letter?</p> <p>(3) Students answer the question.</p>	10mins	Student's book
	<p>2. Write a letter to Santa</p> <p>(1) Students look at page 71, and use the same sentence pattern to write a letter to Santa.</p> <div style="border: 1px solid black; padding: 5px; margin-top: 10px;"> <p>Dear Santa,</p> <p>I am a good boy. I want a robot, please!</p> <p>Thank you!</p> <p>Danny</p> </div>	15mins	letter, envelope

	<p>(2) Students put the letter in the envelope which teacher is already prepared.</p> <p>【統整與總結】</p> <p>Teacher shows the world map and tells students where is the letter going? Canada, Germany, the UK, the USA...</p>	3mins	world map
附錄 (學習單或其他教學相關資料)			
<ol style="list-style-type: none"> 1. 故事圖片(附件一) 2. Four in a row 遊戲卡(附件二) 3. 歌曲學習單(附件三) 			

Story

Class: _____ Team: _____

Read and Number: 請依照故事的順序，依序寫上號碼



(附件二) four in a row

Four In a Row

bell	Santa claus	Christmas	gift	stocking	gift
stocking	candy cane	bell	tree	Christmas	Santa claus
candy cane	tree	star	bell	star	tree
Santa claus	candy cane	Christmas	star	bell	star
Christmas	candy cane	Santa claus	tree	stocking	candy cane
tree	star	Christmas	stocking	Santa claus	gift

Rule:

1. 10 chess for each one.
2. Say the word correctly then put your chess on the word.
3. Four in a row is the winner.

O Christmas Tree (level A) Class: _____ Name: _____

Listen and Write: 仔細聽歌曲，將右邊框中的單字填在空格中。

O Christmas Tree,

O Christmas Tree,

_____ evergreen your _____! * (Repeat*)

They're _____ when summer days are _____.

They're _____ when winter snow is _____.

O Christmas Tree,

O Christmas Tree,

_____ evergreen your _____!

branches
bright
green
How
white

O Christmas Tree (level B) Class: _____ Name: _____

Listen and Circle: 仔細聽歌曲，將空格的單字圈出來。

O Christmas Tree,

O Christmas Tree,

(How / What) evergreen your (beach / branches)! * (Repeat*)

They're (blue / green) when summer days are (night / bright).

They're (blue / green) when winter snow is (black / white).

O Christmas Tree,

O Christmas Tree,

(How / What) evergreen your (beach / branches)!