



# 雙語教學

# Let's Have A Go!

盧貞穎

[jennylu3786@gmail.com](mailto:jennylu3786@gmail.com)



# 雙語教學的理念

- 提供學生多元學習的機會。
- 提供學生活化英語學習的機會。
- 確保領域概念學習成效，同時自然增加英語沉浸的機會。
- 在雙語課堂學生可以自由使用英語或母語
- 教師儘量使用課室用語、生活用語、簡單的語句進行教學，並透過多元輔助(圖片、影片、實物、示範操作、肢體語言等，必要時也可以少量使用母語)協助學生了解學習內容。



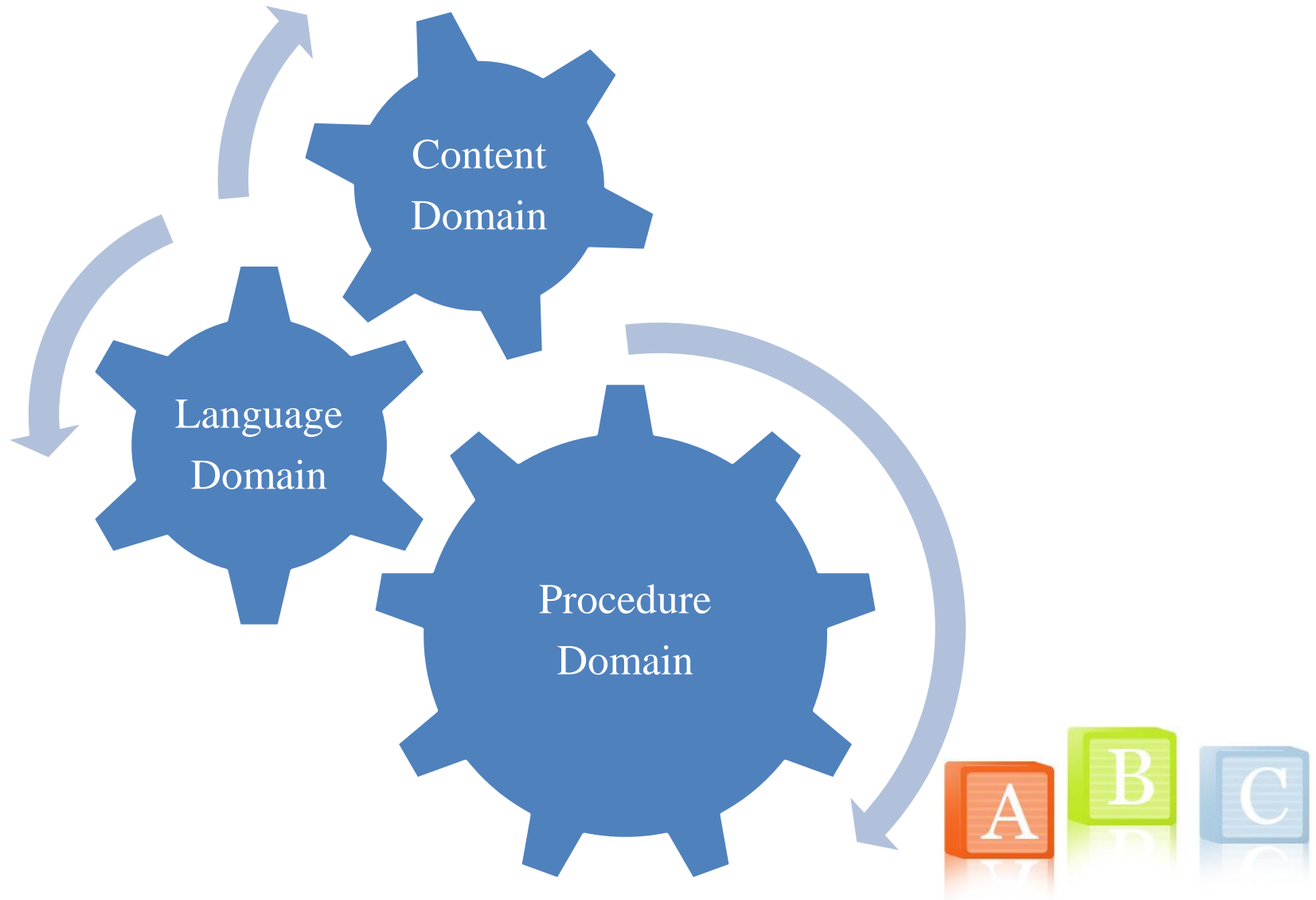


# 雙語教學活動設計理念

- 掌握領域學習內容與學習目標 (content domain)
- 運用適當語言(language domain)
- 設計有效的教學流程 (procedure domain)



# Cross-curricular Lesson Planning Concerns





# Cross-curricular Lesson Planning Concerns

- **Content Domain**

1. Lessons should be based on the goals/concepts of the subject/content.
2. Materials and teacher talking time should be modified for students' level.





# Cross-curricular Lesson Planning Concerns


- **Language Domain**

1. Carefully choose the academic language / subject-related words and sentences.
2. Carefully choose the instructional language / language for communication.
3. Translanguaging can be a powerful tool for learning.





# Translanguaging

- the use of different languages together – can be a powerful tool for learning.
  - L1 can be used to motivate and support curriculum learning.
  - Strategic use of L1 is more likely to meet the goals of EMI program.
  - Stimulate cognitive and academic growth.
  - Better communication and understanding of the curriculum learning
- 



# Cross-curricular Lesson Planning Concerns

## • Procedure Domain

1. Learners need to be **exposed to comprehensible input**.
2. Use activities that can engage students in active learning.
3. Use activities that can enhance critical thinking.
4. Use activities for students to show / demonstrate their ideas / thoughts.
5. Classes should be **stress-free**.
6. First language is allowed for students to fully express their ideas/thoughts.







# 雙語教學活動設計原則

- 以學生為中心 (student centered)
- 安排學習脈絡 (contextualization)
- 基本教學模式 (teaching routine)



# 情境化脈絡化的導入

- 明確的目標感 Have a strong **purpose**
- 連結生活 Connect to students' **life**
- 連結先備知識 Connect to students' **prior knowledge**
- 連結舊經驗 Connect to students' **experience**
- 連結舊經驗 Connect to students' **interest**
- 連結思考力 Connect to students' **thought**
- 連結心思 Connect to students' **mind**



Student  
Centered



# **Create A Teaching Routine**

## **I. Warm up and Review**

1. Warm up (and Review)
2. Bring up the idea of the content



**Student  
Centered**

## **II. Presentation and Practice**

1. Group work/task/experiment/discussion
2. Group presentation of findings/outcome/conclusion

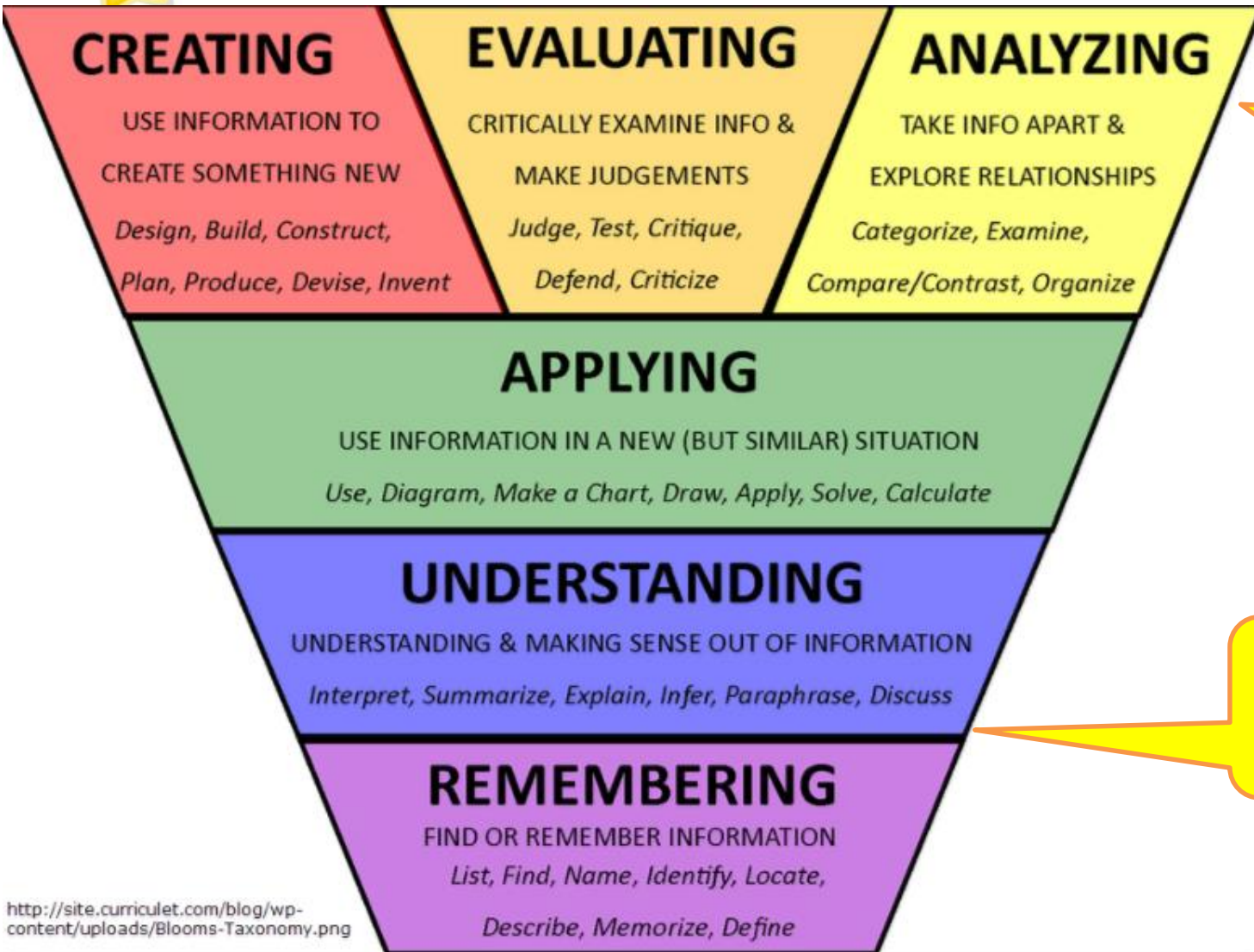
## **III. Integrated Activity**

1. Whole class discussion/clarification
2. Worksheet /Assessment

## **IV. Wrap up**



# Higher Order Thinking



**HOT**

**LOT**

A

B

C



# While teaching...

- **Inquiry** instead of introduction
- **Explanation** instead of Translation
- **Student centered** instead of Teacher centered





# CLIL Technics

- **Comprehensible Inputs Scaffolding**

## 1. Repetition

When the teacher repeat the crucial words and phrases, the students are giving multiple chances to get the definition and usage right.





# CLIL Technics

- **Comprehensible Inputs**

- 2. Animated gesturing**

use your whole body to convey nuanced meaning to your students.





# CLIL Technics

- **Comprehensible Inputs**

- 3. Use of visual aids and props**

A picture is worth a thousand words.

If showing pictures isn't enough, get the actual thing!

Video clips are useful, too.







# **CLIL Technics**

- **Scaffolding**
  - 1. Pre-teaching vocabulary/sentences**
  - 2. Discussion and presentation demo**
  - 3. Direct translation**



# 教育部沉浸式計畫網站

- <http://immersion.ntue.edu.tw/>



# CLIL教學資源書

- **Exploring CLIL\_ A Resource Book**

- <https://englishresource.tainan.gov.tw/index.php?inter=resources&kind=0&id=30>



# 臺北市自編**CLIL**雙語教材

- <https://sites.google.com/view/tp-clil>
- 全國首創！臺北市自編**CLIL** 雙語教材是由教育局、輔導團與民間團隊合作研編，也是全國第一套官方雙語教材！

