宜蘭縣黎明國小106年度教師專業成長活動-
「水彩技法研習」

● 目標：

（一）提升教師藝術與人文課程的專業知能，增進專業成長。

（二）提供課程開發的多元面向，為十二年國教校定課程暖身。

（三）提升領域教師教學品質，協助學生發展多元智能與創造力。

● 研習課表：

日期	時間	講授內容	主講人
106.11.22 星期三	13：30 ~ 15：30	水彩技法研習	黃國記老師

● 活動照片：

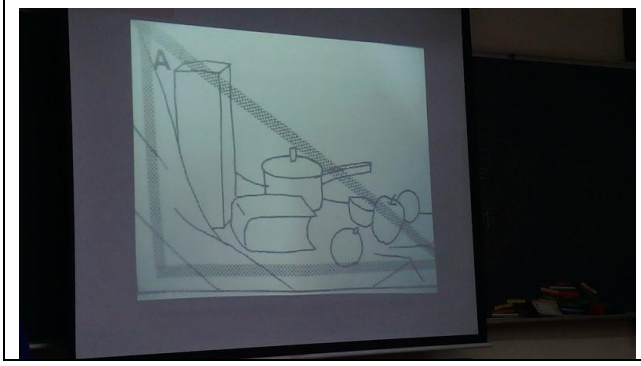




A

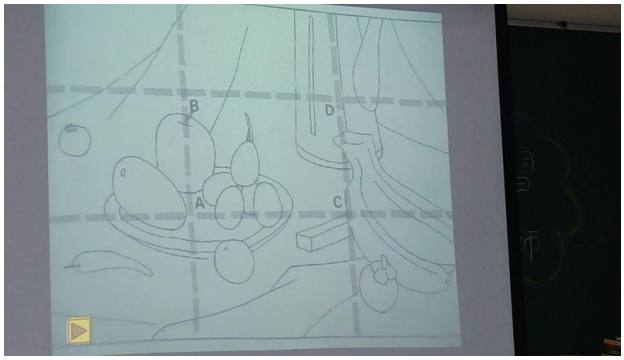
B
D
A
C

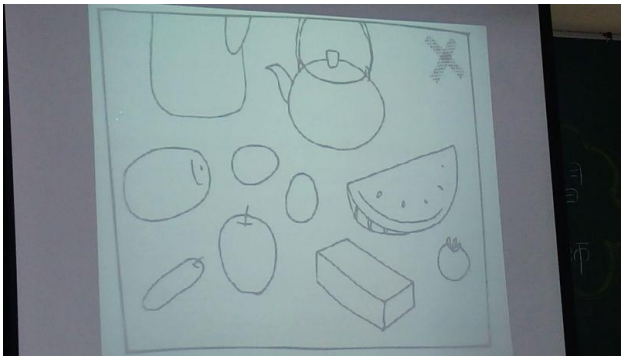

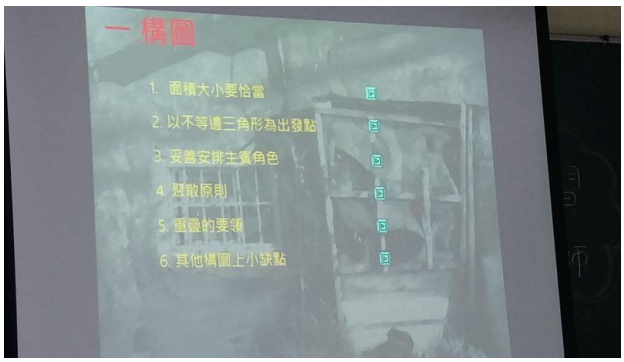
一.構圖
1. 面積大小要恰當
2. 以不等邊三角形為出發點
3. 妥善安排主賓角色
4. 疏散原則
5. 重疊的要領
6. 其他構圖上小缺點

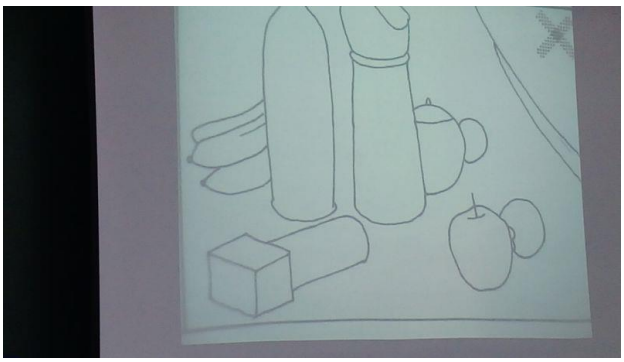



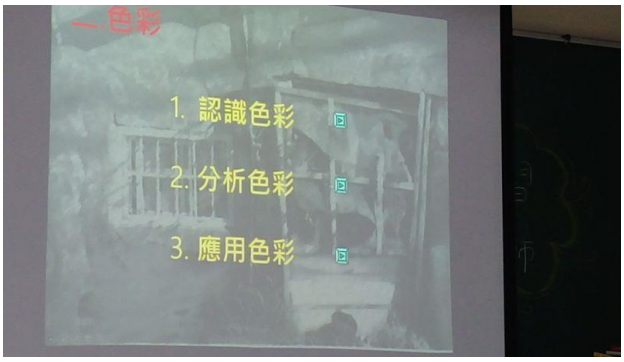
一.色彩
1. 認識色彩
2. 分析色彩
3. 應用色彩





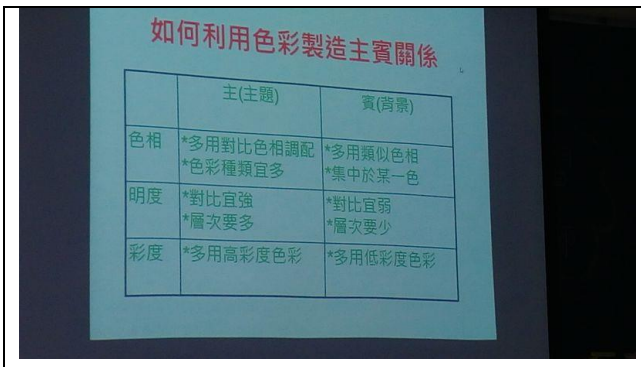
如何利用色彩製造主賓關係
主(主題)
賓(背景)
色相
*多用對比色相調配
*色彩種類宜多
*多用類似色相
*集中於某一色
明度
*對比宜強
*層次要多
*對比宜弱
*層次要少
彩度
*多用高彩度色彩
*多用低彩度色彩

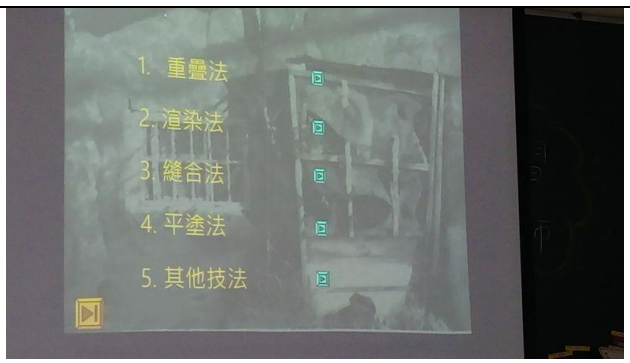
1. 重疊法
2. 渲染法
3. 縫合法
4. 平塗法
5. 其他技法

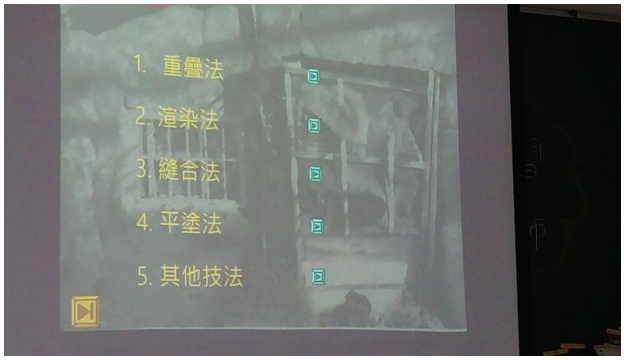
1. 重疊法
2. 渲染法
3. 縫合法
4. 平塗法
5. 其他技法



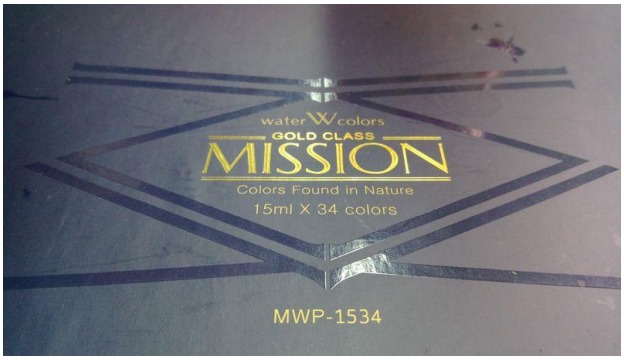
water colors
GOLD CLASS
MISSION
Colors Found in Nature
15ml X 34 colors
MWP-1534

water colors
MISSION
















水彩技法研習
黃國記老師

水彩技法研習
黃國記老師