




the most common teaching
technique used in the classroom

Principals

- Keep it short
- Give it a focus
- Give it some energy
- Mix it up
- Who to drill?
- Student be the host
- Provide feedback

Drills

1. Repetition drill
The cat is under the table.
The cat is under the table.



Drills

2. Backward build-up drill
table
table
the table
the table
under the table
under the table

Drills

3. Substitution drill
The cat is under the table.
The cat is under the table.
chair
The cat is under the chair

Drills

4. Transformation drill
The cat is under the table. (NOT)
The cat is not under the table.
The cat is under the table. (Q)
Is the cat under the table.

Drills

5. Chain drill

- S1: Where is the cat?
- S2: The cat is under the table.
- S2: Where is the cat?
- S3: The cat is under the table.

Drill with pictures Spice it up

Drill with realia

Drill with mimes


Drill with textbook

Drill with memory

Drill with different voice

Emotional drill

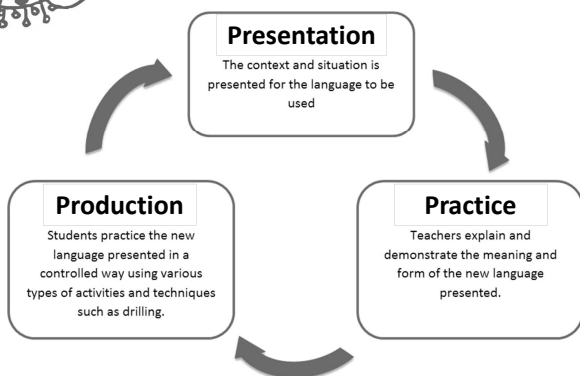
Translation drill



When?



W-P-P-P-W



Presentation

Teaching new words

Using realia, pictures, gesture, video clips, music, etc.

Focus on sounds, word form, syllables

Teaching sentence patterns

Teacher modeling the sentence.

Focusing on rhythm, stress, intonation.

Putting sentence strip on the board.

Practice

1. Choral Repetition Drill
2. Backward Build-up Drill
3. Individual Repetition Drill
4. Chain Drill
5. Substitution Drill
6. Transformation Drill
7. Question-and Answer Drill
8. Role Play

Warm up

1. Greeting/Chatting
2. Telling a Joke or a Story
3. Giving a Riddle
4. Playing a Game
5. Singing a Song
6. Acting out
7. Introducing the Culture Backgrounds
8. Reviewing

Production

1. Pair working 配對活動
2. Group working 小組活動
3. 活動範例：一般活動、遊戲
調查訪問 (Survey, Interview)、
訊息互補 (Information Gap)

Wrap up

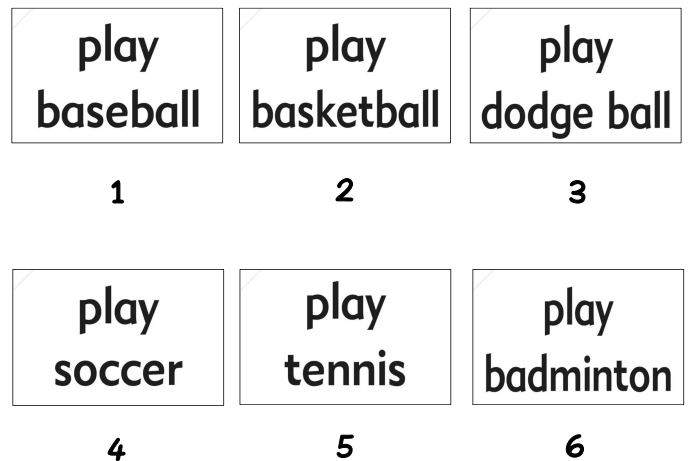
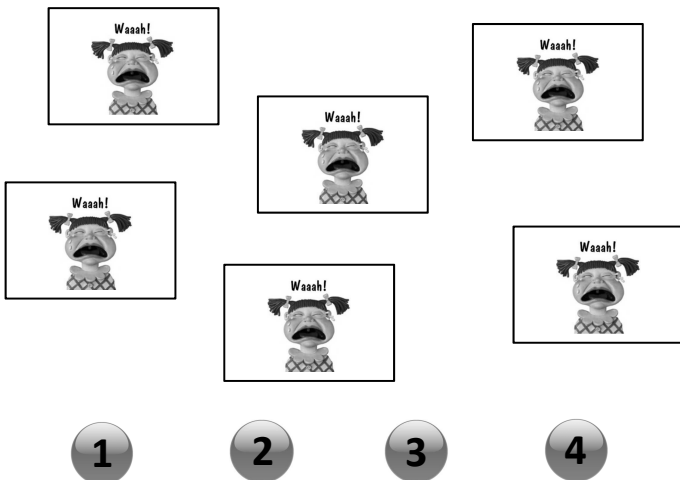
1. Reviewing
2. Reading the Book
3. Listening to the CD
4. Playing a Game
5. Singing a Song
6. Assigning Homework

Warm up --

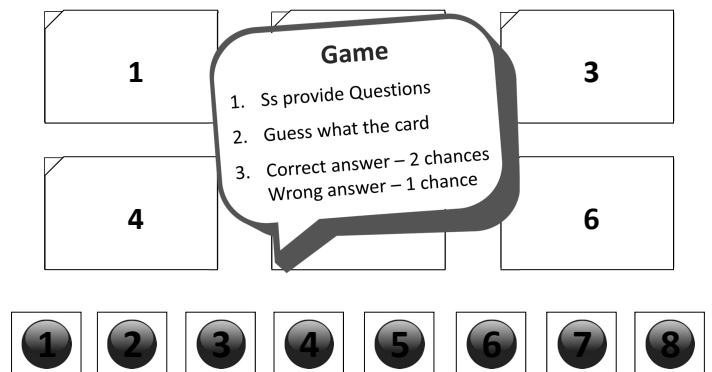
Guess what the class
is about today




Listen!
What sound
is it?




What are you going to do tomorrow?
I'm going to _____.





Ready
Set
Go



Where did you go last night?



**I went to the
 convenience store.**



Pass the Angry Bird. When the music stops, whoever has the Angry Bird must answer the question.

SPEAK UP AND SPEAK CLEARLY!

Where did you go last night?



I went to the theme park.

- 1
- 2
- 3
- 4



Yes, I did.



No, I didn't.

didn't =

did not

Did you go to the mall

last night?



No, I didn't.

Homework

A Where did you go last night?
I went to the market.

B Did you go to the night market last night?
Yes, I did. / No, I didn't.

mall market museum theme park department store night market sports center convenience store

33 Let's Chart: Turn to p. 71. 34

Peter

Sandy

Betty

Andy




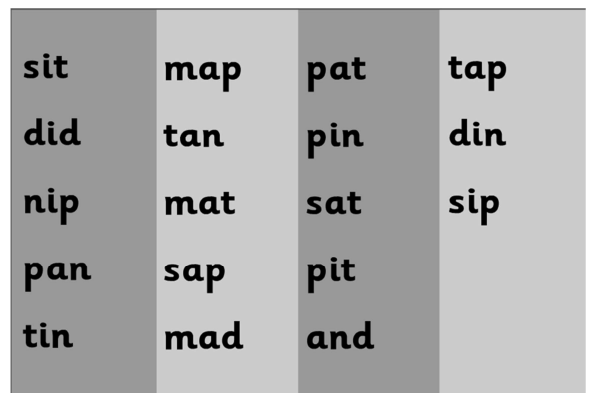
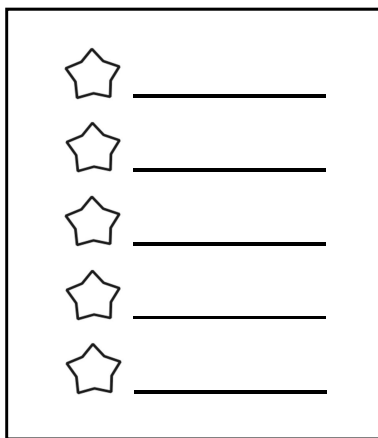


Cindy

John

David



Ruby





| | | | |
|-------|------|-------|-------|
| air | hair | where | pack |
| snack | fair | hack | black |
| pair | tack | Jack | lack |
| sack | back | there | chair |

www.online-stopwatch.com

| | | |
|--|--|---|
|  | |  |
|--|--|---|


There was a _____
 And he was _____
 He liked to _____,
 and wear a _____
 He did a _____,
 and ate a _____
 He was a _____, _____

| | |
|-----|-----|
| big | jig |
| fig | wig |
| dig | pig |


| | | | |
|------|---|-------|-------|
| ● | ● | where | ● |
| sack | ● | ● | ● |
| ● | ● | ● | ● |
| ● | ● | there | chair |

M I C H E L L E



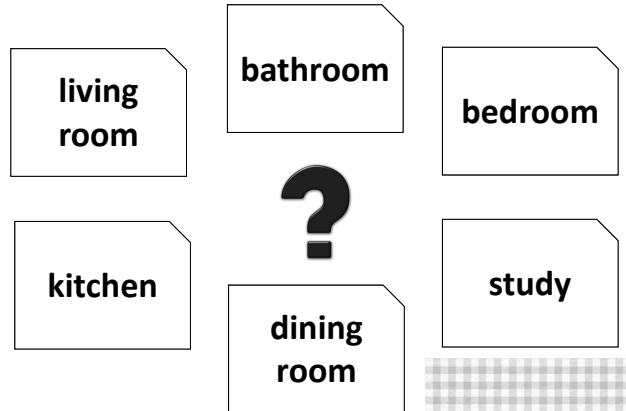
A B C D E F
 G H I J K L
 M N O P Q R S
 T U V W X Y Z



She's in the _____.



Where's Hello Kitty?



What is he wearing?

He is wearing a red cap.



Some Homework Ideas

| | | |
|---|---|--|
| write the words 3 times each | write the words with <i>Silly</i> letters | rainbow write the words 2 times each |
| write the words with blue vowels and red consonants | write the words with all CAPITAL letters | write the words with dots on the letters |
| write the words and how much each is worth 3 letters = 3 | Write the words with the other hand | Write the words in steps |