

MAD ME

Media, Art, Drama, Music & English...

肥蝙蝠教室



藝能表演課



Topics:

1. The Kid's Speech 幼者之聲 ---

- a. Around the World in 20 Periods: 環遊世界 20 堂
- b. Ocean's 36: 聊天過海之 buddy, buddy

2. A Not-So-Long Engagement 英師們的不漫長等待 ---

- a. Transformations: 變形金剛... 經 (繪本真神奇)
- b. Mission I'm Possible: 沒有不可能的任務 (團隊合作)

3. Singing In The Rain 百家爭鳴、萬花嬉春 ---

- a. P.S. I Love You: Pop Songs 我愛你之唱歌跳舞加少林功夫
- b. Elementary School Musical: 歌舞小不點

4. Braveheart 英雄本色、創作最樂 ---

- a. Guess Man: 字彙、句型螺旋式猜謎大法
- b. Be Kind, Refine: 王牌修復員之自創短文
- c. Read, Play and Love: 享受吧！朗讀與演說的訓練旅行！

※ 隱藏版時尚玩咖 Iron Bat: 鋼鐵... 意志完成的試題 (邊考邊微笑)

Nov. 22, 2011

主講人：林鈺城 Mike Fatbat (facebook account)

曾任：教育部國小英語領域中央諮詢輔導員

現任：屏東縣國小英語輔導團員 屏東縣潮州國小教師

E-mail: ashadow6@ms48.hinet.net

Blog : <http://blog.yam.com/fatbat666>

FOOD AROUND THE WORLD



Dear kids of _____,

Do you like **sushi** and **tempura**?

Do you like **Churros**?

What about **spaghetti**?

And **bibimbap**?

Have you ever tried **macaron**?

How much do you know the food around the WORLD?

Do you want to know MORE about the world? (or the food? haha~)

Let's learn some greetings (問候語) first, and delicious food is waiting for you.. YUM YUM~~ ☺

Hold on, what are these food? ( just talked about them...)



Greetings Around the World

Hello.


Spanish (西班牙文) - Hola (類似英文：O-la → H不發音)

Japanese (日文) - こんにちは (類似英文：Konnichiwa)

French (法文) - Bonjour (類似英文：bon ju)

Korean (韓文) - 안녕하세요 (類似英文：An nyung ha se yo)

Italian (義大利文) - Ciao → 也可以當“再見” (類似英文：Chao)



Q: How are you?

Spanish - ¿Cómo estás? (Go mo es-das)

Japanese - お元気ですか

(O gen ki de su ka)

French - Comment allez-vous?

(Go mo da le vu)

Korean - 안녕하세요

(An nyung ha se yo)

Italian - Come stai?

(Go mo s-die)



A: I'm fine, thanks.

Spanish - Muy bien. Gracias (Mu-yi bi-en. Gla-si-yas)

Japanese - 元気です (Gen ki de su)


French - Très bien, merci. (Te bien, me si)

Korean - 안녕하세요 (An nyung ha se yo)

Italian - Sto bene (S dow be ne)



Now, let's make some conversation:



Q: How much is _____

_____?

How much are _____


_____?

A: It's _____ dollars.

They're _____ dollars.



Some more?



Q: Thank you.

Spanish - Gracias! (Gla-si-yas)

Japanese - ありがとうございます (a-ri-ga-do go-za-i-ma-su)

French - Merci (Me si)

Korean - 감사합니다 (kam sa
hae ni da)

Italian - Grazie (Gla-ze)

A: You're welcome. / Anytime.

Spanish - De nada (De nada)

Japanese - どういたしまして
(Do i ta shi ma shi te)

French - De rien (Do hu yan)

Korean - 천만에요 (Chan man na yo)

Italian - Prego (Ple-go)

See you soon.

Spanish - Adios (Adios)


Japanese - さようなら (sa yo na ra)

French - Salut (Sa-lu)

Korean - 안녕히 계십시오 (An nyung hi ge se yo)

Italian - A presto (A ple-s-do)





World Expo
世博2010



1. phonics: When *ch* meets French...



champagne



chanel




chic choc



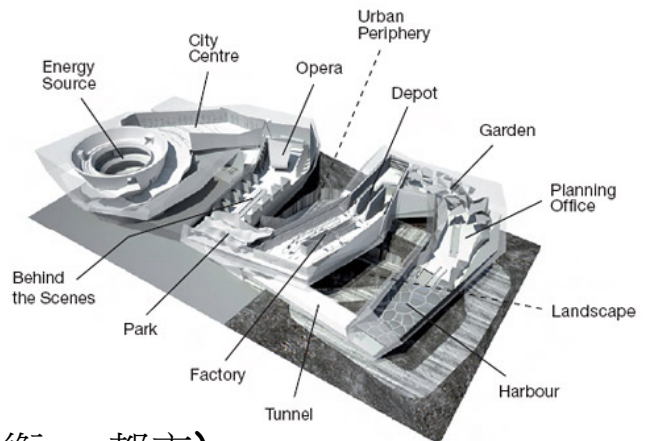
chef

2. Compound Words: Two words are put together to make a new word!



balancity 和谐都市

German Pavilion Expo 2010 Shanghai
2010年上海世博会德国展馆



※ balancity = balance + city (平衡 + 都市)

a. EX:



b. Other examples: bedroom baseball blackboard hamburger
 inside airport lazybone Patrick the starfish
 SpongeBob Squarepants boyfriend popcorn
 supermarket bookstore motorbike NOBODY
 firefighter watermelon newspaper friendship

c. Many things you spot in *World Expo* are COMPOUND WORDS...



Helping Words: crosswalk fireworks passport shuttle bus
 garbage bin water bottle

d. Exercise:

A compound word is a word made up of two words that are joined together.


✓ **example:** The words class and room can be joined together to make a compound word classroom.

butter + fly up toy fly

compound word: butterfly

I can draw and make a sentence:

You're my butterfly, dear.



1. week + _____ way end pot

compound word: _____

I can draw and make a sentence:

2. home + _____ town in road

compound word: _____

I can draw and make a sentence:

3. team + _____ by key work

compound word: _____

I can draw and make a sentence:

4. fat + _____ ness sky bat

compound word: _____

I can draw and make a sentence:

1. _____ + _____ = _____

Sentence:

2. _____ + _____ = _____

Sentence:

3. _____ + _____ = _____

Sentence:

Self-Introduction Sheet

『自我介紹單』

Good morning/afternoon. / Good morning/afternoon.

1. How are you doing today? I'm _____. (great / fine / not so well)

2. What's your name? My name is _____. / I'm _____.

Nice to meet you. / Nice to meet you, too.

3. How old are you? I'm _____ years old.

4. Where are you from? I'm from _____.

5. Where do you live? I live in _____.

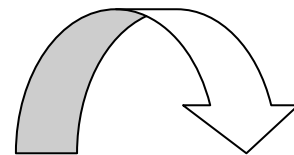
6. How do you go to school? I go to school by _____ (on foot).



7. What's your phone number? My phone number is _____.

8. How many people are there in your family?

There are _____ people in my family. (ex. Grandpa, grandma, dad, mom, two sisters, one brother and me.)

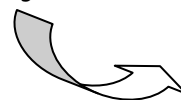


9. How's the weather today? It's _____.

10. What day is today? It's _____.

11. Do you need some water (juice/tea/milk or any drinks)?

Yes, please. / No, thanks.



12. What's your favorite color? **My favorite color is _____ .**

(orange / brown / pink / black / white / yellow / red / green / blue / purple / silver / indigo)

13. What's your favorite subject? **My favorite subject is _____ .**

(Chinese / math / music / science / social studies / art / computer / P.E. / English)

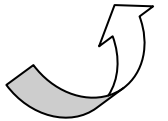


14. Who's your favorite singer / star? **My favorite singer / star is _____ .**



15. Are you nervous / surprised / tired / happy / sad / scared?

Yes, I am. / No, I'm not. I'm _____ .



16. What are you good at (你在行什麼)? **I'm good at _____ .**

(drawing / playing basketball / street dance / swimming / singing / computer)



17. What do you like to do in your free time? **I like to _____ .**

(surf the net / watch TV / play computer games / go shopping / read comics)



18. What do you want to be? **I want to be a/an _____ .**



Thank you. 😊 You're welcome. / Anytime.

Applicant's Name: _____ Chinese Name: _____

Number: _____



Accuracy 正確度 25%	Fluency 流暢度 25%	Poise 台風 25%	Attire 服裝 25%	Total 總分 100%	Comment 評語

(For the APPLICANT)

Grade 6, Class __ Company: _____ 主考官: _____

座號 number	姓名 name	正確度 accuracy 25%	流暢度 fluency 25%	台風 poise 25%	服裝 attire 25%	總分 total 100%	錄取 employ (✓)
1							
2							
3							
4							
5							

(For the BOSS)

(Alternative)

Teacher-led Assessment-

	3	2	1
Pronunciation			
Fluency			
Intonation			
Attitude			

Peer Assessment-

	3	2	1
Voice (volume)			
Eye Contact			
Facial Expression			
Body Language			
Team Spirit			



English Encouragement

collected by Fatbat

One Word

Perfect!



Wonderful!

Excellent!

Marvelous!

Interesting!

Clever!

Correct!

Great!

Good!

Okay.



Two Words

Well done!

Great job!

Good job!

Quite good!

Very good!

Very nice!

Very special!

Smart move!

How nice!

Much better!

Not bad!

So so...

Try again!



Three Words

Way to go!

It pays off!

Go for it!



Over Three Words

- You are the best!

- You're doing nicely!

- You have made
great progress in
English this time!




- Keep up the good
work!

- I wish you would
work harder.




- You could be better!

A book, a book.. My kingdom for a book...




我的 No. 1: [Anthony Browne](#), 淡淡的哀愁, 濃濃的 KUSO! 繪本界的 Robin Williams. 最常拿來當 warm-up! 愛死了他的筆觸~ 美術班小朋友也特愛喔!!!






2. [Babette Cole](#), 也是語不驚人死不休的 animal-loving artist! 高年級非常適合! 甚至國中都能拿來參考.. 生死、兩性、自信養成.. you name it!




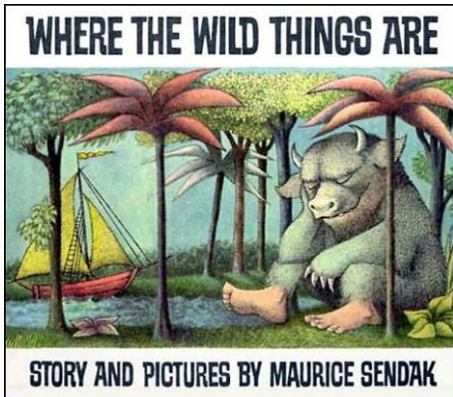
3. [David Wiesner](#), 想像力具體化, 極細節放大鏡! 畫面勝過一切的大師...




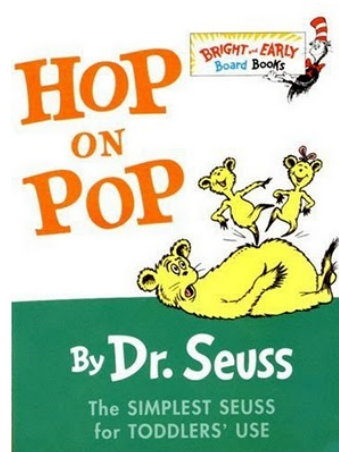

4. [David Shannon](#), 品格教育最佳範本! David 系列學生愛不釋手~





5. **Maurice Sendak**, 禁忌話題的神、童年幻想的魔! 成人也魂牽夢縈的經典~~ (野獸冒險王國絕對是 all-time favorite!)





6. **Dr. Seuss**, phonics 巨擘，教完了還可以看相關電影.. 多棒!




7. **Eric Carle**, 初階學習者之最佳入門! 繪本界的 Jim Carrey~ 撕畫大師、拼貼達人! 隨時都有新鮮事兒! 最近又出好幾套 coloring books & 經典合輯.. 實在太感動了!



8. **Pat Hutchins**, 句型重複性高、內容溫馨雋永，拿來改編成 RT 都很棒...





Date: _____ Class: _____
Name: _____ Number: _____

Hey 😊, today we're going to read some of the cool books (📖). Choose one book (📖) that you like most (❤️) and complete this worksheet (📄), please.

小朋友！讀了這些好書，請選出你最喜歡的一本，完成你的【英語讀書報告】吧！

I. What's the title (標題) of this book (📖)?

II. Who's the author (作者) / illustrator (繪者) of this book (📖)?

III. What does it talk about (講啥) in this book (📖)?

IV. What words (單字) or sentences (句子) do you like in this book (📖)?

V. What do you like most about this book? Or, what different ending (結尾) would you like it to have?

VI. What page (頁) or what event (事件) in this book (📖) is your favorite (❤️) one? Please draw (🎨) and write (✍️) it below.



Lollipop - Mika

歌曲小檔案

本名 Michael Holbrook Penniman 的 **Mika**，父親為美國人，出生於母親祖國黎巴嫩首都貝魯特，九歲舉家定居倫敦。幼兒時期的適應不良、以及同學們的排擠，他喪失說話以及閱讀能力。母親辦理退學接他回家，學習美術、鋼琴，聘請一位俄羅斯聲樂家當家教老師，卻造就一位音樂小神童。

「我不怪小時候的同學，是我自己很怪。」這是現年 25 歲的 Mika 所下的註解。

Hey, what's the _____ idea?
Yo Mika.

嘿，有什麼大發現嗎
啣，米卡

I said,
Sucking too _____ on your lollipop
Oh, love's gonna get you _____! (X2)

我說
如果你太用力含著棒棒糖
那麼，愛將會讓你難過

[chorus] (X2)
Sucking too _____ on your lollipop
Oh, love's gonna get you _____!

如果你太用力含著棒棒糖
那麼，愛將會讓你難過

[chorus 2] (X2)
Say love, say love,
Oh, love's gonna get you _____! (X2)

愛啊，愛啊
喔，愛會讓你難過

I went walking with my mama one _____,
When she warned me what people _____,
Live your life until love is _____,
'Cause love's gonna get you _____.

某天我和媽媽去散步
她提醒我有原則要顧
找到真愛前別想太多
一旦戀愛，很快就會讓你難過

Take a look at the girl next _____,
she's a player and a downright _____,
Jesus loves her, she wants _____
Oh, bad girls get you _____.

看看隔壁那美眉
殺遍情場、是道地的無聊鬼
耶穌愛她，她卻還要更多
喔，壞女孩就是會讓你難過



Singing, 唱吧
[chorus] (X2)
[chorus 2] (X2)

LOLLIPOP

Mama _____ me what I should know,
Too much _____ gonna rot your soul
If she loves you, _____ her go,
'Cause love only _____ you down.

媽媽又一直警告我
愛情糖果會讓你嚐到苦果
如果她煞到你，快讓她走
因為愛只會讓你難過

Take a look at the boy like _____,
Never stood on my own two _____,
Now I'm blue as I can _____,
Oh, love come get me _____

像我這樣的新好男孩
從來就都是乖乖牌
現在卻憂鬱地快要die
喔全都是愛情讓我栽



Singing, 唱吧
[chorus] (X2)
[chorus 2] (X2)
[spoken] (口白部份)

Singing, 唱吧
[chorus] (X2)
[chorus 2] (X2)

Whoa-oh, whoa-oh,
whoa-oh, lollipop (X2)
哇喔，棒棒糖

求學期間受到皇家音樂學院的專業訓練，讓Mika對於錄音、編曲等技術更為精進。2007 英國樂壇最受矚目歌手，BBC Sound十大閃耀頭號推薦新星 英美佳評如潮：美國-「如果你還沒有聽Mika，請搬到火星！」英國-「21世紀明日之星！」

2007年起，從專輯【Life In Cartoon Motion 卡通人生】開始發跡：「每三分鐘就讓大家神遊於一部卡通影片」，米卡以天賦異秉的五個八度音，【卡通人生】一推出即空降英國專輯榜冠軍、法/義/比/奧/瑞/挪/瑞等國，全部陷入“卡通世界”~~~

※ 參考資料: Mika 台灣官方部落格 & KKBOX

這首『棒棒糖』，據他說是寫給妹妹的歌。

Lollipop 吃太多會蛀牙、就像太著迷愛情會受傷一樣！
對你而言，「棒棒糖」又代表什麼呢？





Nat King Cole

光是教 pop songs，久了好像沒有動力...
一年前，我跟小朋友說，『我們來拍 MV 吧！』
於是這是後來的作品...

Key words on Youtube: **LOVE Nat King Cole - kids in Taiwan**

步驟簡單..

(1) 發下學習單，先讓學生看小檔案，猜空格裡要填啥...

PS. 以前我會先講 sight words, 再解釋 word bank, 這次我啥都不說..欣賞歌先！

(2) 播放 youtube 影片 (我都是先下載好存著)

a. 先介紹最近重新翻唱版本的 CF (Coco Chanel by Joss Stone)
Chanel - Coco Mademoiselle TV ads with Keira Knightley

b. 再來是現場演唱版本 (also by JS)
Joss Stone L-O-V-E live

c. 接著是原唱 Nat King Cole (納京高)版本

d. 網友的動畫 KUSO 版

e. 再來是 karaoke 版 (NKC)

L.O.V.E. - nat king cole – lyrics

f. 最後有 instrumental 版

Karaoke - L-O-V-E - Nat King Cole

(3) 在播放 c or d 時，小朋友已經開始哼哼唱唱；e, f 更是跟著字幕唱...

PS. 原則是，你自己一定要唱！要對歌詞滾苦瓜配鳳梨雞爛熟，才會好吃！
我教六個班，就至少唱 12 次... crazy.

(4) 每次歷時約 10~15 mins, 兩三週就能解決囉！

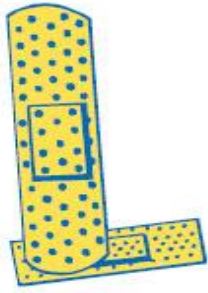
(5) 再播放各地素人作品 (如：[青少年精緻圖畫版](#)，[自彈自唱美少女版](#))

(6) 開始拍 MV... 要他們找好夥伴同一組，跟學生一起想動作、玩對嘴... OKAY.
CUT. PRINT. SELL!

之後的那學期，其他各班也想跟著拍... 於是，我找了七首歌、還真的拍了七支 MV~~
(不再只是對嘴、各小組動作也更多元！)

Key words on Youtube: **Hey, Jude** **Close to You** **Happy Together**
Stand by Me **We're All In This Together**
Can't Smile Without You **What I've Been Looking For**

每首歌 title 的後面加上 **kids in Taiwan** 即可找到！



by Nat King Cole

designed by Fatbat

* (chorus)

L is for the way you _____ me

O is for the only one I _____

V is very, very extraordinary

E is even more than anyone that _____ adore can

Love is all that I can _____ you

Love is more than just a _____ for two

Two in love can _____ it

Take my heart and please _____ it

Love was made for _____ and _____

<trumpet instrumental>

Love was made for _____ and _____ (X2)


Word Bank

way 方式 only 只有；唯一 extraordinary = extra + ordinary 特別的

even 甚至 more than 不只；勝過 adore 愛慕；崇拜

heart 心 please 請 made “做”(make)的過去式

chorus 副歌；齊聲唱 trumpet 喇叭 instrumental 樂器的



* (chorus)





演唱：納京高

【歌詞中譯】

* 副歌

L 是你看著我的方式

O 是我唯一看著的人

V 是非常非常特別的你

E 是甚至勝過任何你喜愛的人

Love 是所有我能給你的

Love 不只是兩人之間的遊戲

兩個相愛的人 什麼事都難不倒

拿走我的心 但請別傷了它

你我本就註定 love 在一起

* 副歌

<喇叭間奏>

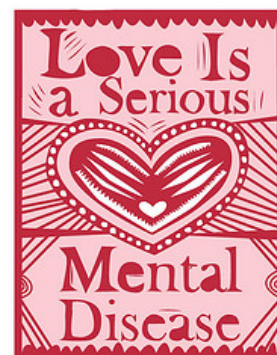
你我本就註定 love 在一起 (X2)



歌曲小檔案



L.O.V.E.是收錄在 1965 年，美國黑人歌手兼鋼琴家納京高 (Nat King Cole)的專輯 L-O-V-E 裡。



這首歌還被其他許多知名歌手翻唱，如法蘭克辛納屈(Frank Sinatra)、納塔莉高(Natalie Cole，就是納京高的女兒)...等。

直到 2007 年，有著渾厚嗓音和甜美臉蛋的英國靈魂樂歌手喬絲史東(Joss Stone)，幫 *Chanel* 的 *Coco Mademoiselle* 香水廣告演唱，登上了英國流行榜的冠軍，又讓這首歌成為家喻戶曉、人人哼唱的曲子！



Guess Who I Am

___hiny is my name
___a~ha Actually
___ am an india. I don't like
___oodles. I like
___am.

___acket --- I have one.
___pple --- I like to eat.
___at --- I have black one.
___ite --- I like to fly!

___laine is my name. I
___ike eat pudding
___nd ice cream, it
___s sweet! Do

___andy is very sweet.
___nd I like
___o eat it. When I eat candy, I will be
___appy. So do
___ou want to eat one?

___ot tell me anythings about math. I will hate you
___very day!

___merica is my favorite country because I like American
___ew shoes and
___ew shirts. I like to eat
___ce cream and
___gg rolls.

___nglish story talks about
___oses,
___nsects and a
___ice girl.

___uly is when I was born.
___lways humorous I am.
___ould live happily ever after.
___idding... I am! Haha...



The Carpenters - Close to you

Taiwanese lyrics: Fatbat



Why do birds suddenly appear	是按怎 鳥仔會飛過來
Every time you are near?	每一次你在這
Just like me, they long to be	親像我 in 想要
Close to you.	接近你
Why do stars fall down from the sky	是按怎 天頂\星\落下來
Every time you walk by?	每一次你走過來
Just like me, they long to be	親像我 in 想要
Close to you.	接近你
On the day that you were born	在你出世那一天
The angels got together	仙女 in 就鬥陣
And decided to create a dream come true	決定要厚一個美夢成真
So they sprinkled moon dust in your hair of gold	所以 in 尅你\頭髮嘎目啾
And starlight in your eyes of blue.	變尅香噴噴摺美鐺鐺
That is why all the girls in town	那就是安咧 架有這麼多查某 in 仔
Follow you all around.	對著你 趴趴走
Just like me, they long to be	親像我 in 想要
Close to you.	接近你
<i>(instrumental break)</i>	
Just like me (Just like me)	親像我
They long to be	in 想要
Close to you.	接近你
Wahhhhhhhhhh, close to you.	哇~~~ 接近你

【National Anthem】 【國歌】	
Principles of Three People	三民主義
We all follow	吾黨所宗
To build R.O.C.	以建民國
To reach world peace	以進大同
All to-ge-ther!	咨爾多士
Set ex-am-ples!	為民前鋒
Ne-~ver give up	夙夜匪懈
Follow principles	主義是從
Be brave and diligent~	矢勤矢勇
Faithful, loyal	必信必忠
Working as a whole	一心一德
Persist to... the... END~	貫徹始終

【一支小雨傘】 【One Little Umbrella】	
咱二人 做陣拿著一支小雨傘	Together~ Both of us are holding an umbrella...
雨越大 我來照顧你 你來照顧我	It's raining hard... I'll look after you. You'll do to me...
雖然雙人行相俁 遇著風雨這呢大	Though we're walking side by side, with the heavy rain like that,
埃坎小路又歹行 咱著小心行	Bumpy roads.. what a ride! We'd better watch out...
你甲我 做陣拿著一支小雨傘	You and me~ Together we're holding an umbrella...
雨越大 渥甲淡糊糊 心情也快活	It's raining hard... Even soaking wet, we're still feeling great...
<間奏>	
咱二人 做陣拿著一支小雨傘	Together~ Both of us are holding an umbrella...
風越大 我來照顧你 你來照顧我	It's blowing hard... I'll look after you. You'll do to me...
你我雙人同心肝 不驚風雨這呢大	You and me are of one mind, heavy storm we think alright
黑暗小路又歹行 咱著小心行	Shady roads are difficult! We'd better watch out...
你甲我 做陣拿著一支小雨傘	You and me~~~ Together we're holding an umbrella...
風越大 渥甲淡糊糊 心情也快活	It's blowing hard... Even soaking wet, we're still feeling great...
心情也快活 (x4)	Still feeling great...

【What Can You Say】	【你怎麼說】
I don't forget you forget me.	我沒忘記 你忘記我
Even my name you don't remember...	連名字你都說錯
It proves that everything is a lie to me.	證明你一切都是在騙我
I'll see what you can say today...	看今天你怎麼說
You said you'd see me in two other days.	你說過兩天來看我
I've waited for one bloody (f@#\$ing) year...	一等就是一年多
Three hundred sixty-five little boring days.	三百六十五個日子不好過
You don't have a place for me in your heart...	你心裡根本沒有我
Give me back my precious love...	把我的愛情還給我

DJ of My Dreams 我夢中的 DJ

Dear super kids,

還是要再次強調：這是歌唱比賽，我們的主要實力是表現在唱歌的部分喔！

評分標準：發音咬字佔 40%，音色音準 30%，整體創意(舞蹈、服裝、台風) 30%。評

審有(1) 音樂製作人、(2) 紐約說話島學習長、(3) 友松製作藝人經紀、(4) 台視文化經理！

他們關注的，除了唱得開心、表現大方，還有咬字清楚、音色甜美喔！

再磨幾次都不嫌煩！記得唱的時候要有笑容！！都要面向觀眾與評審！！

DJ of My Dreams 我夢中的 DJ

詞/T.J 曲/荒山亮 編曲/Jerry C 原唱/大力 丁丁 葉子 河豚

The day is over

The sun goes down (張嘴)

I'M (記得合嘴) feeling blue in this lonely town (張嘴)

I see the first star and wish out loud (out 的 t 不發音) (loud 拉長)

Oh I wish I could hear my song (song 拉長)

And now I' M walking all alone (尾音拉長)

It's just me and my headphoneS (要加 S)

But when the DJ playS (要加 S) my song → 這裡是最常錯的！

You know I feel like a superstar (尾音拉長)

* That magic sound (張嘴)

La la la la la (拉久一點)

I wanna hear my favorite song (favorite 發音要清楚)

La la la la la * (拉久一點、笑容~~~)

Whoa

** The DJ of my drea Ms (M 要合嘴) → of 不是 oh 喔, 要 f 回來! (有時會唱錯!)

MakeS (要加 S) the starS (要加 S) all sing

Play it one more ti Me (M 要合嘴) for me, yeah

DJ of my drea Ms (M 要合嘴) ** → of 不是 oh 喔, 要 f 回來! (有時會唱錯!)

(Repeat ** & * & ** & **)

※ 還有，DJ 不要念成 D ㄉ ㄟ 喔！

加油啦！Go~ Go~ Go~~ A le a le a le~~~ Mike 2011/1/21

會話內容

Halloween Party

Conversation 1: 出發前的對話

A: Hey, it's Halloween again.
Let's go trick or treating!
B: Yeah! That sounds great!
A: Let's put on our costumes now.
B: O.K.
A: Very well. Let's go.

Conversation 2: 到達定點的對話

B: (Knock, knock, knock)..
C: What's up?
A&B: Trick or treat?
C: Here you are.
A&B: Happy Halloween!

韻文內容

Trick or treat

Trick or treat. Trick or treat.
Give me something good to eat.
Give me candy. Give me cake.
Give me something good to take.
Trick or treat. Smell my feet.
Give me something good to eat.
If you don', we don't care,
We'll steal your underwear!

Three jack-o'-lanterns

Three jack-o'-lanterns by the door.
One is happy.
One is sad.
One is s-p-o-o-k-y.
Spooky! (Spooky!)

1. 實施方式：

一、英語會話教學(配合「不給糖就搗蛋」遊校園活動)：

- (一) 當週在英文課中進行教學，指導學生了解對話與使用的情況。
- (二) 各班請利用課餘時間加強複習，使學生熟悉對話的使用。

二、「不給糖就搗蛋」遊校園活動：

- (一) 以英語口語會話、化粧、遊行與表演，達成節慶熱鬧氣氛。
- (二) 出發前的對話(conversation 1)：出發時先化好粧，採兩人一組或師生對話方式進行，完成後再由班級導師或班長帶領學生至別班索糖吃。
- (三) 到達定點的對話(conversation 2)：接待班級需在教室中當主人，等待搗蛋鬼來要糖吃。搗蛋遊行隊伍需完成對話才可以給與糖吃。

三、萬聖節造型選拔比賽：

- (一) 班級導師請指導學生進行個人萬聖節造型設計。
- (二) 造型選拔每班 5 名，請於 10/30(五)中午前完成並提輔導室，以便進行拍照展示。得獎同學於慶祝活動當天下午頒發獎品乙份。

四、萬聖節歌謠歡唱表演：

- (一) 在英文課中進行教唱，以熟悉並了解歌詞意思。
- (二) 各班請利用課餘時間加強複習，並協助學生在歌詞設計表演動作。

2. Trick or Treat 遊街活動時段

時間	內 容
7:50~8:00	前置準備(道具&會話練習)
8:00~8:30	遊校園活動
8:30~8:50	萬聖節歌謠歡唱表演及扮裝比賽
12:15	樓下中庭 Sweeney Todd 表演

3. 需要道具：(1) 六年級各班教師各一包糖果。

(2) 各班自行準備萬聖節裝扮，建議讓學生自製(不必花錢到文具店買)。

(3) 造型選拔優選小朋友之獎品(每班 5 枚、共計 35 份)

4. 活動經費：輔導室贊助_____大洋，肥蝙蝠個人贊助_____元，各班老師歡迎樂捐！




And Halloween 2011?

Book 6 Unit 2 - Go Brush Your Teeth



團隊合作： 不可能的任務一

A. Find out the body parts and write in the box. 找出身體部位並完成空格。



B. Match, write and draw. 連連看、寫出完整片語，並試著畫出來。

- wash
- brush
- take
- comb

- my hands
- my face
- my hair
- my teeth
- a shower
- a bath

- _____ ①
- _____ ②
- _____ ③
- _____ ④
- _____ ⑤
- _____ ⑥

①

②

③

④

⑤

⑥

C. Look, match and read. 看左邊句子、選擇適合的後續句子，連連看並念出來。

You look <u>tired</u> .
You <u>smell</u> . / You <u>stink</u> .
Your hands are <u>dirty</u> .
You just played basketball.
You <u>wanna</u> go to bed now?
You are going to meet her / him <u>later</u> .

Go...
You have to...
Please...
You should...
Could you...
You had better...

D. Write down 3 sentences you combine above. 寫出三句完成結合的句子。

1. _____
2. _____
3. _____

✉ Write down your group information.
寫出組員基本資料。

✍ Draw a picture of you guys.
畫張團體照吧！

Group Name: _____

Group Leader: _____

Group Member 2: _____

Group Member 3: _____

Group Member 4: _____

Group Member 5: _____

Group Member 6: _____

Group Member 7: _____



每位組員都要參與喔！(找課本資料、書寫、畫圖、雜耍、吞劍...)



【1】 R O O M 501

Miss Nelson is missing

by Mike Fatbat

1-THIS IS 501 [to the tune of *This Is Halloween*]

Boys and girls of 501 (5-1 的男生女生們)

Wouldn't you like to have some fun? (你們想不想找樂子)

Play with us and you will see (和我們一起玩你就知道)

This, our town of fantasy (這是我們的奇幻王國)

This is 501~ This is 501~ (這是 5-1，這是 5-1)

Everybody shouts and runs~ (每個人又叫又跳)

It's our fantasy~ Everybody make a scene~

(這是我們的奇幻王國，大家一起玩翻天吧)

Narrator (): The kids of Class 501 were misbehaving again. (5-1 又不乖了)

All:

Spitballs stuck to the ceiling. (用口水揉成的紙團黏在天花板上)

Paper planes whizzed through the air. (紙飛機在空中飛)

Narrator: They were the worst-behaved class in the whole school.

(他們是全校規矩最壞的班級)

They whispered and giggled. (他們竊竊私語咯咯笑)

They wriggled and jiggled. (他們扭來扭去，抖來抖去)

They made faces and rocked 'n' rolled. (他們做鬼臉，搖滾作樂)

Miss Nelson: Now... [雙手交叉往前] settle down. (現在坐好)

Kids: No way. (不要) (右後方一半學生)

Kids: Not now. (現在不要) (左後方一半學生)

Kid A (): OVER MY DEAD BODY!!! (除非我死掉) [退後幾步、驚訝！]

Miss Nelson: Oh, my goodness!

2-One Silver Dollar (Un Dollaro Bucato) - music

Miss Nelson: [音樂一停] Something will have to be done! (該想想辦法了)

÷÷÷÷÷÷÷÷÷÷÷÷÷÷÷÷÷÷÷÷÷÷÷**Miss Nelson** 慢慢走下台÷÷÷÷÷÷÷÷÷÷÷÷÷÷÷÷÷÷÷÷÷÷÷

Narrator:

The next morning Miss Nelson did not come to school. (隔天 Nelson 老師沒到學校)

Kids: Wow! (哇)

Kids (All): Now we can really act up! (我們可以隨心所欲了)

Kids (All): And have FUN! (來好玩的吧！)

Kids (All): Today... Let's be just TERRIBLE! (今天我們就無法無天吧)

3-Highway to Hell (cut to) - music [定格... 約四次]

Miss Viola Swamp (MVS): NOT... SO... FAST! (沒這麼容易)

[從隊伍中撥開人群: NOT... SO... FAST! (各一次)]

Narrator: A woman in an ugly black dress stood before them.

(一個穿著醜陋的黑色洋裝的女人站在前面) [撩起裙擺繞圈、自 high]

MVS: I am your new teacher... MISS~ VIOLA~ SWAMP! (我是你們的新老師 MVS)

Kids (All): Where is Miss Nelson? (Nelson 老師在哪裡?)

MVS: Never mind that! Open your books! (不用你管，打開你的課本)

MVS: I'll be back in 10 seconds! No peeking and no talking! (我十秒鐘就回來，不可以偷看，也不可以講話)

Kids (All): Okay~ (好吧)

Kid B (): Miss Swamp is a real witch. (Swamp 老師真是個巫婆)

Kid C (): She means [拉長~] business. (她說到做到)

Kid D (): And she looks like my GRANDMA... (他看起來就像我的阿嬤)

MVS: Keep your mouths shut! (把嘴巴閉上) Sit still~ (好好坐直)

And if you misbehave, you'll be sorry! (如果不聽話，就給你們好看) [奸詐]

4-There Was An Old Lady Who Looked Very Sly

[to the tune of *There Was An Old Lady Who Swallowed A Fly*]

There was an old lady who looked very sly (有個老婦人看來非常陰險) [彎腰]

I don't know why she looked like a spy... (我不知道她為什麼像個偵探) [攤手]

She makes us cry. (我們都欲哭無淚) [揉眼]

Perhaps we'll die. (或許我們都會死掉?) [die 拉長、掐脖子、轉頭]

Kids E & F (+): We have never worked so hard. (我們從來沒有這麼認真過)

Kids (All): We really missed Miss Nelson! (我們真的很想念 Nelson 老師)

Kid G (): Maybe... We should try to find her! (或許我們應該去找她)

Kids (All): But WHERE? Where can she be? (但是去哪裡找? 她可能在哪裡呢)

5-Miss Nelson Is Missing [to the tune of *Father Abraham Had Many Sons*]

Miss Nelson is missing (Nelson 老師不見了)

Missing is Miss Nelson (不見了的人就是 Nelson 老師)

We all miss her (我們都很想念她)

And so do you (你也是)

So let's all go find her... (所以讓我們一起去找她)

Right arm, left arm. (右手、左手) → 第一次停止，重複第二次

Right foot, left foot. (右腳、左腳)

Chin up, turn around... (下巴抬起來，轉一圈)

Let's go (出發囉)

【2】 C. C. C. Police Office Station #

Narrator:

So, they went to the police. (所以，他們去找警察了)

Detective Fatbat (DF)(): [拿放大鏡照來照去...]

Kids B & C (&): Detective Fatbat is THERE! (警探肥蝙蝠在那裡！)

Kids (All): Please~ Help ~ Mr. Fatbat! (救命啊！肥蝙蝠先生)

Kids (All): Miss Nelson is missing, oh missing~(Nelson 老師不見了)

Kids B (): Please~ Help ~ Mr. Fatbat! (救命啊！肥蝙蝠先生)

Kids C (): What are we going to do? (我們要怎麼辦才好??)

DF (D) (): Let me see what's going on...(我看看發生什麼事)

Hmmmm... Hmmmm... (**kids talking into his ears, he scratched his chin**)

[小朋友在他耳邊說，他摸摸下巴]

I think your Miss Nelson is missing. (我想你們的 Nelson 老師不見了)

Kids (All): That's what we've told you, oh please! (拜託，我們早就告訴你了啊)

DF (D) (): All I can do is(我可以幫的就是.....)(停頓)

Kids (All): What? (迫不及待的)

DF (D) (): wait for good news~ (就是等待好消息)

Kids (All): **OH, GIVE US A BREAK!** (算了吧)

Kids C (): What are we going to do? I don't wanna be stuck with Miss Viola Swamp anymore.

(我們要怎麼辦才好?? 我再也不想和 Viola Swamp 有任何牽連了)

Maybe we should go to Miss Nelson's house and find out what's going on?

(或許我們該去 Nelson 老師的家看看究竟怎麼了?)

DF (**D**): I'll go with you. (我和你們一起去)

Kids (**All**): OK. Let's go.

【3】 Miss Nelson's HOuse # # # #

Narrator:

So they went to Miss Nelson's house.

(所以其他小孩去 Nelson 老師的家)

In fact, the only person they did see was the wicked Miss Viola Swamp, coming up the street. (事實上，他們唯一看到的是邪惡的 Viola Swamp 老師)

6-Secrets Who to Tell

[to the tune of a classic Taiwanese song **【心事誰人知 Sad Things Who to Tell】**]

第一遍 Kids (**All**) ; 第二遍 MVS:

Secrets if you don't speak out, (秘密若不說出來)

Nobody will know. (沒有人知道)

Sometimes I wanna tell you.. (有時想告訴你)

All that's on my mind. (我心裡所有的秘密)

Kids (All):

Where is Miss Nelson? Where can she be? (Nelson 老師究竟到哪裡去了?)

Kid G (): Maybe something terrible... happened to Miss Nelson!

(Nelson 老師恐怕發生不測!)

Kid H (): Maybe she was gobbled up by a shark! (她可能被鯊魚吞了)

Kids (All): Uh-uh... (shaking heads) (搖搖頭)

Kid I (): Maybe Miss Nelson...(Nelson 老師可能...)

Kid J (): Went to Mars! (去火星了)

Kids (All): Are you kidding? (開什麼玩笑)

Kid C (): I know! Maybe Miss Nelson's car was carried off by a swarm of angry butterflies! (我知道，Nelson 老師的車被一群生氣的蝴蝶搬走了)

Kid B (): Can you fly? (你會飛嗎)

Kid C (): No. But I like French fries. (不會，但我喜歡薯條)

Kids (All): (disappointed) Oh~~~ Come on! [很失望]

Narrator:

The kids of Class 501 were very down. (5-1 的小朋友非常沮喪) [低頭難過]

It seemed that Miss Nelson [小朋友滿懷希望...] was never coming back. [超失望]

(Nelson 老師好像永遠不會回來了)

And they would be stuck with Miss Viola Swamp... FOREVER! [驚恐狀]

(他們就要永遠和 Viola Swamp 老師困在一起了)

7-Miss Nelson [to the tune of *Pretty Women* from *Sweeney Todd*]

Miss Nelson (Nelson 老師) **Kid A** ()

Fascinating (迷人的) **Kid E** (宇琪)

Telling stories (講故事給我們聽) **Kid A** ()

Smiling (笑容可掬的) **Kid A** (璟銘)

Miss Nelson (Nelson 老師) **Kid A** ()

We all miss her (我們都很想念她) **Kid A** ()

Miss Nelson / Please come back~ (Nelson 老師 / 請回來) **Kid G** (凱欣)

第二遍：全班唱

【1】 ROOM 501

Narrator: They heard footsteps in the hall. (他們聽到走廊響起腳步聲)

Kid G (): Here comes the witch...(巫婆來了)

Miss Nelson: Hello, children! ☺ (哈囉，小朋友)

Kids: Miss Nelson~~~~~ (Nelson 老師)

Miss Nelson: Did you miss me? (你們想念我嗎)

[3 個小朋友衝向前去抱她，她摸他們的頭、安慰、滿足...]

Kid C (): Of course we did! (當然啊)

How can we live without you? (沒有你，我們怎麼活下去?)

Kid B (): Where were you? (你去哪裡了?)

Miss Nelson: That's my little secret... How about a story?

(那是我的小秘密，來說個故事好嗎?)

Kids B & C (&): Yes!

Kids (All): HOORAY~~~~ (太棒了)

8-Alvin and The Chipmunks – The Christmas Song - music → 愉快舞步

9-Why Can't We Be Friends [to the tune of *Why Can't We Be Friends*]

Why can't we be friends? (為什麼我們不能當朋友)

Why can't we be friends? (為什麼我們不能當朋友)

Yes, we can be friends! (當然！我們是朋友呀)

Yes, we can be friends! (當然！我們是朋友呀)

I see you walking in 501 (我看著你在 5-1 走來走去)

Let's get together and have some fun~ (讓我們聚在一起、盡情地玩吧)

【4】 Miss Nelson's Room

Narrator:

Back home Miss Nelson took off her coat, and hung it in the closet... right next to an ugly black dress.

(回到家 Nelson 老師脫下她的外套，把它掛在衣櫥裡... 就在一件醜陋的黑洋裝旁邊！)

Miss Nelson: I'll never tell... (smile)

10-祂是我的一切 - music (Nelson 舞蹈)

- Curtain Call -



Tutor-Pupil System

小老師-小學生制

1. 分組方式：

教學過程中，難免由於學生人數、參差程度、課程進度等因素，無法每次上課都顧及每位學生的學習進程。我以合作學習(Cooperative Learning)的精神，採小老師、小學生制，針對不同程度學生訂定不同目標 --- 學期第一堂課時做起點測驗，將全班以成績高低一分為二，程度較好的前半學生，負責輔導較少接觸英文的後半學生。

在以活動進行完句型、單字、課文內容的教學後，就是小老師、小學生各自帶開、捉對廝殺的練習時間了！通常不超過 5 分鐘，在上課中進行。不過他們都會延續到下課休息時間，tutor 傾囊相授、pupil 拼命模仿，為求不被別人比下去！甚至之前不想上課或顯然其他學科成就低的同學，也都興奮地參與！連導師都問，「Mike，我從來沒看過他們那麼自動！」

2. 進行活動：

可應用的技巧羅列如下 ---

(1) Honor Seal:

可以於學期初，將榮譽章表格發給每位小朋友，貼於空白 notebook 末頁。凡是上課踴躍發言(不吵)、回答正確(不需別人幫)或 tutor, pupil 共同完成活動，都可視表現程度蓋 1~3 個章。學期末結算，1 個章等同 5 分，視為平常成績之一。

(2) Self-Introduction sheet:

自我介紹單於學期初發給每位小朋友，貼於 notebook 首頁。以每週 2 句的進度教授，於期末讓每位小朋友上台表現，朗讀或背誦、甚至增添其他內容皆可，做為一項成績。

(3) Phonics & Vocab. Reinforcement:

可嘗試製作故事小書(tutor 指導 pupil)、利用填字遊戲加強拼音法之練習，間接幫助 pupil 無形中習得單字。

(4) Written Test (Quiz):

- ✓ Workbook 可拿來當平時考卷使用(如：朗文版)；或只用一張 notebook 作業紙，一次 quiz 使用數行，考完即收來評分、下節發回訂正，既可明白學生進步與否(同時期末可打 attitude 成績)、又可減少影印費支出！
- ✓ 可讓 tutor & pupil 之筆試標準不同，如：驗收『顏色』句型時，tutor 得要會寫問與答句 What color is it? It's red.，pupil 只要會 It's red.即可。tutor 負責指導、pupil 信心大增，且角色 not fixed，可晉級或互換！新的學期再大洗牌！

(5) Homework:

在課堂上讓 tutor & pupil 彼此督促完成作業第一遍(如：What are they? They're koalas.)，並一同交由教師在下課前 10 分鐘批改。

3. 潛藏問題：

(1) **Trouble in Pairing:** "One person left alone... and NO GAMES ever then!!!"

(2) **Doubts in Molding** --- 是否會產生驕傲自大(太厲害、天天教人)或毫無自信(也是太厲害、天天被教)學生？

- ✓ 利用收心 rhyme 加手勢，於活動間過場時拉回失控或過於吵雜的同學。
- ✓ **difficult tasks (reading articles or 10 questions in a row)** for 程度較好卻不守秩序者，加強額外工作。
- ✓ 與特殊學生談心、試著籠絡他們，或交代簡單任務予其完成、讓他們漸有榮譽心。

Examples of [e]


<p>day, say, May, hay, bay, gay, play, stay, gray</p>	<p>cake, make, take, same, name, game page, sage, rage</p>	<p>rain, pain, paint, sail, tail, mail, paid, raid, maid</p>
-ay	a-e	-ai-
<p>Jay, Kay, lay, pay, ray, way, pray, stray...</p>	<p>lake sake fake... fame, lame, tame... wage, stage...</p>	<p>gain, main, drain... fail, hail, nail, rail... laid...</p>

A Story of "ay", "ai" and "a_e" [e]

Class: 6-1 Teacher: Jessie No.: 4 Student: Michael No.: 9 Date: Sep. 15

Hello, everyone. Today is Thursday, September 15th, 2005.
It's sunny today, not rainy.
The sky is blue, not gray.
I like to play with my friends.
And I like to sing with them.

"Rain, rain go away.
Come again another day.
Little Johnny wants to play.
Rain, rain go away."




Tomorrow will be my birthday.
I'll have a big cake.
And I'll play games with my family.
I'll paint a picture of them, too.

A Story of "ay", "ai" and "a_e" [e]

Class: 6-4 Teacher: Gandy No.: 17 Student: Sandy No.: 31 Date: Sep. 15

Hello, everyone. Today is Thursday, September 15th, 2005.
It's sunny today, not rainy.
The sky is blue, not gray.
I like to play with my friends.
And I like to sing with them.

"Rain, rain go away.
Come again another day.
Little Johnny wants to play.
Rain, rain go away."




Tomorrow will be my birthday.
I'll have a big cake.
And I'll play games with my family.
I'll paint a picture of them, too.

A Story of "ay", "ai" and "a_e" [e]

Class: 6-1 Teacher: Belle No.: 17 Student: Lynia No.: 16 Date: Sep. 15

Hello, everyone. Today is Thursday, September 15th, 2005.
It's sunny today, not rainy.
The sky is blue, not gray.
I like to play with my friends.
And I like to sing with them.

"Rain, rain go away.
Come again another day.
Little Johnny wants to play.
Rain, rain go away."




Tomorrow will be my birthday.
I'll have a big cake.
And I'll play games with my family.
I'll paint a picture of them, too.

A Story of "ay", "ai" and "a_e" [e]

Class: 6-6 Teacher: John No.: 4 Student: Giga No.: 5 Date: Sep. 15

Hello, everyone. Today is Thursday, September 15th, 2005.
It's sunny today, not rainy.
The sky is blue, not gray.
I like to play with my friends.
And I like to sing with them.

"Rain, rain go away.
Come again another day.
Little Johnny wants to play.
Rain, rain go away."



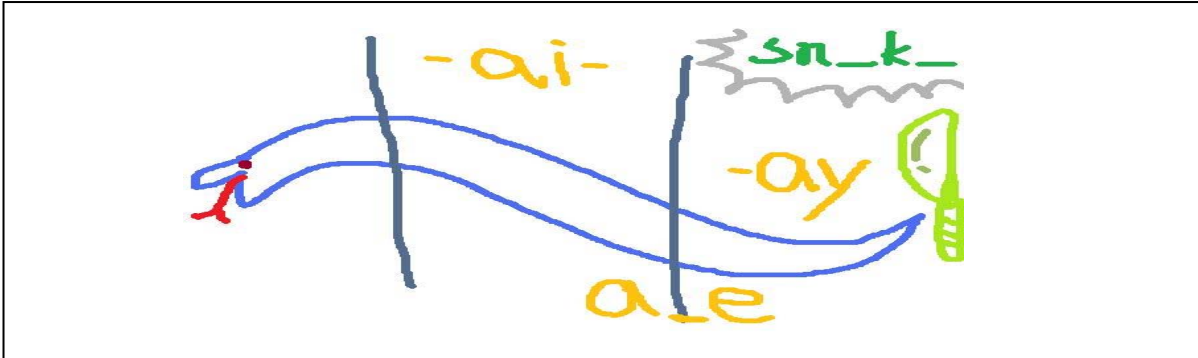
Tomorrow will be my birthday.
I'll have a big cake.
And I'll play games with my family.
I'll paint a picture of them, too.

A Story of "ay", "ai" and "a_e" [e]

Date: _____

Class: _____ Teacher: _____ No.: _____ Student: _____ No.: _____

1. Can you draw out the SNAKE of [e]?



2. We have a story of [e] here.

Can you fill in the blanks with "-ay", "-ai-" and "a_e"?

① Hello, everyone. It is Tuesd____, November 22nd, 2011 tod____.

② It's sunny, not r____ny. The sky is blue, not gr____.

③ I like to pl____ with my friends. And I like to sing with them.

④ "R____n, r____n go aw____. Come ag____n another d____.

⑤ Little Johnny wants to pl____. R____n, r____n go aw____."

⑥ Tomorrow will be my birthd____. I will have a big c____k____.

⑦ And I'll pl____ g____m____s with my family.

⑧ I'll t____k____ a picture of them, too.

⑨ Oh! Sorry! I'm l____t____ for my p____nting class now. See you~ ☺

3. Can you draw a picture out of the story?

單字教學殺很大...

- ✓ 甚至在教新的單字時，可以玩簡單的猜謎遊戲 (增進小朋友Listening & Speaking abilities~ 還有動動腦!)

4. Guessing Game:

假設主題是 **places**, 有 **train station, theater, bookstore, supermarket & zoo** 五個地點。

Step 1-先在黑板寫上4個句子:

1. You can _____ here.
2. You can also _____ here.
3. Some people _____ here.
4. We don't like others to _____ here.

Step 2-共五題，我念出，學生聽完提示，舉手回答...

 Please copy. No copyright.

單字教學殺很大...

題目一的提示：(1) read (2) sleep (3) do a show (4) cut in line

題目二的提示：(1) slide (2) feel cold (3) get bread (4) buy too many things

題目三的提示：(1) sit (2) buy a Christmas tree (3) steal (4) talk loudly

題目四的提示：(1) laugh or cry (2) eat popcorn (3) are afraid
(4) talk on the cell phone

題目五的提示：(1) hear strange sounds (2) take pictures (3) feel tired
(4) push around



 Please copy. No copyright.

單字教學殺很大...

Step 3-比賽方式：

如果我只講一個提示，就有人猜對，那組成績可以有**4分**；
兩個提示才猜對就只有**3分**... 以此類推。 接著就上課文~

Step 4-然後再次回到vocab：

我又再提供很多items放在問題裡，讓他們活用句和單字..

Such as "Here, you may see eggs, fish, cookies, milk, chewing gum, shampoo, soap, mop... Where is it?" (or "Where are you?")

And they can say "IT'S A SUPERMARKET!" (or "I'm in a supermarket!")

Step 5-All the vocabulary words滾過一遍後...

貼白報紙，分四格，每組派3人上台，左邊寫該地點(ex. THEATER) 可以看到或買到的東西，右邊寫地名片名或店名(depends on the TOPIC)。 限時**2 mins**，右邊可以寫中文!

Step 6-下一節再要讓他們依課文編簡單的劇，並畫圖，那是另兩格了~~




Please copy. No copyright.

Cool Websites:

1. *Silhouette Clip Art* <http://www.silhouettesclipart.com/>
2. *宜蘭縣國小英語部落格* 各年度小六學測試題及錄音檔、98 年度小六升國一學測相關資料、教育部字母補救教學資料 <http://blog.ilc.edu.tw/blog/blog/28>
3. *英語補救線上試題* 台北縣秀山國小林均鞠老師製作
<http://mail.ssps.tpc.edu.tw/~youlanda/Hot%20potatoes/index.htm>
4. *教育部、縣市國中小輔導團、其他英語教學資源網彙整一覽表*
<http://140.122.83.236/local/localsite.htm>
5. *Fortune Cookie Message Archive*
<http://www.fortunecookiemessage.com/archive.php>

Conversation-Making

Class: _____ Name(s): _____ No(s): _____



What time is it?
It's 4:00.

A: What's your name?
B: My name is Lily.

I go home by bus.
Oh, me too.

Who is he?
He is my father.

Do you want ride a bike with me?
Sure. Wow!

Excuse me, where is the bank?
You can go ask my father.

You like bus?
No, I don't like. I like you.

Go brush your teeth.
You too.

May I play with you?
No, sir, you are so ugly.

月考學生作品 【加分題】

(加分題)
(5分)

這是課本 Unit 3 裡的圖片，你可以使用學過的任何句型，幫這兩位同學完成對話嗎？試試看吧！(請以正確、通順、乾淨的英文書寫)



Blank handwriting practice lines for the student's response.

Are you okay now?
I'm fine. Thank you.

My foot hurts.
You deserve it!

第一名，是可以教出來的 --- 訓練朗讀比賽經驗分享

- 1. 發音:** 過多手勢、無意義道具、冗長愚蠢的開場白，都是不必要的。最重要的是發音。訓練學生的過程，也是我檢視自己發音的最佳時刻：不管是字典、網路、朋友或同事 都是很好的資源！務必查到最標準、最適合講稿的音，然後練到爛熟！當然，你要先唸給學生聽，讓他們知道你多輕鬆就可以完成，而他們也可以 --- 只要不斷練習！所以拿到講稿那一天，給學生知道內容前，你要馬上準備好所有部分，包括疑難字、語調等。盡量不要在學生面前出糗。就算出糗，都讓他們覺得很有收穫！
- 2. 語調:** 抑揚頓挫，來自於融入劇中角色的程度多少。各種感覺都可以藉由不同念法表現出，演講是種純表演，但請把後宰門小學忘掉！有時裝了過多不同聲音卻又容易混淆，反而不及適時的加強語氣來得讓人印象深刻。當然，有時可以手勢或表情輔助！
- 3. 手勢或表情:** 自然，真的，自然最重要。我看過太多小朋友，用手勢記台詞，弄得好像馬戲團雜耍；或表情過多、搶了故事本身風采。其實，融入角色最有效，而念熟故事最要緊，且弄好發音最基本 (是往前追溯的!!!) 問問小朋友：你這動作，想表達的是什麼？只是充數？還是真的可以增添聽者的想像空間？讓小朋友自己想適合他們的動作，你只是給建議罷了。不要當『雞婆又礙事』的家長！
- 4. 安排時間練習:** 這次比賽(屏縣椰城英語朗讀比賽, 2005)我一共選了六位，每次安排兩位來輔導室練習、彼此觀摩。沒有升旗或晨會的早晨，以及每天中午不睡，就等著他們來。一個禮拜時間真的很短，有時家長還會要求一起跟著聽、錄音、做筆記，回去更能掌握情況加強！
- 5. 總動員:** 你當然可以讓家長知道你在做啥！可以的話，他們也可以幫上忙！我的作法 --- 發給每位參賽的小朋友一份講義，有我的注意事項、聯絡方式和加油字句。並在每個小朋友每次練習時，寫下優點和該改進之處，一方面鼓勵、一方面請家長督促。當然我早已把稿子念到爛熟，隨時有家長打來問問題，我的腦子就出現那篇文章的內容，自然很能快速進入狀況！不過，我不喜歡錄音給小朋友每一篇文章的內容，因為我覺得那反而侷限了他們的表現演繹方式。同一篇文章、不同的小朋友，有幾十種可能的表現方式！不想扼殺他們的想像力和擠壓它們的空間！
- 6. 預演:** 嘗試讓他們站上台、班上或全校(比如朝會)，在比賽前練膽、也廣納意見。但不要患得患失，因為只有你最清楚你學生的情況！你只是讓他們先體驗一大堆人看著討論著的那種感覺，這很重要！台風就是這樣練出來的！
- 7. 最後，最重要的是... 隨時給讚美:** 我看到好多在比賽現場，逼孩子背得半死、鬧脾氣的家長；或一看到老師就老大不爽的學生，必定是在學校練習時被弄瘋了，結果怎會 ok 呢？我與學生的練習 每一次都是愉快的：他們被我逗得樂不可支，家長也很信任我。有鼓勵、也有包裝得很好的教訓，有時甚至還請他們喝溫奶茶、潤喉糖，叮嚀他們別感冒，讓他們知道：比賽結果不是首要之務，學得愉快、真的吸收了，那種一起成長學習的經驗，才是最棒！


講這麼多，到底我的步驟是啥？

來，跟大夥兒分享一下：

我自己一定準備紙筆，用來寫出 **speaker's name**,

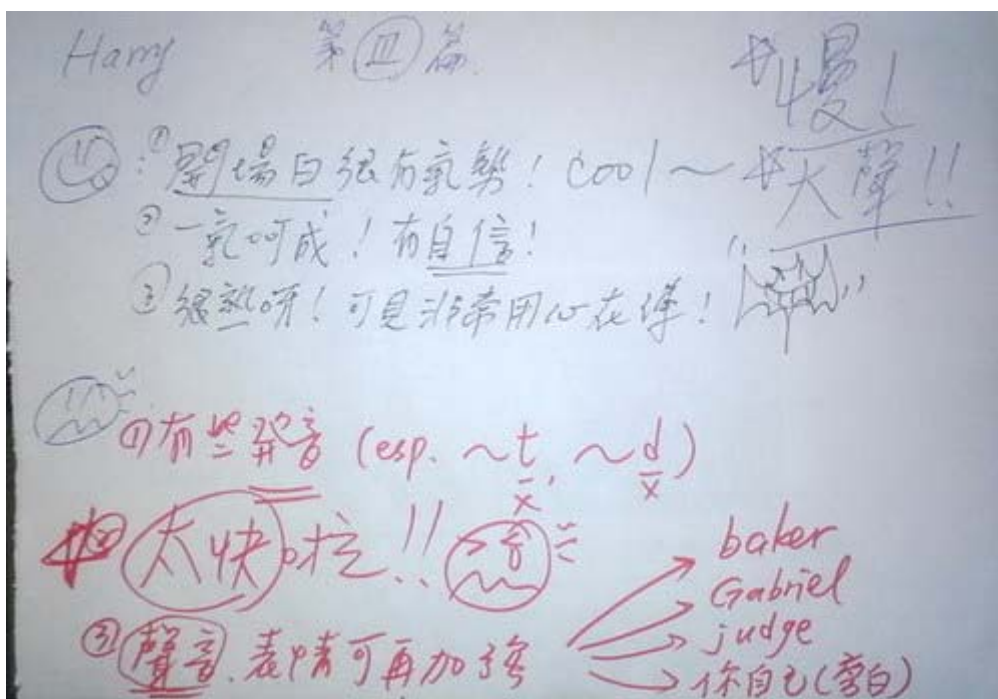
當天念的文章 **title, date**.

在他們念的過程中，我做幾件事 ---



(1) 寫優點和建議：

只有批評的話，不會有人愛聽。就算是來肥蝙蝠網站逛的人都知道這一點，**right?** 我罵完了不爽的事，還是會給讚賞、加建議，不然誰要來看我罵人？對小朋友，當然不必用到罵，我一定『絞盡腦汁』找出他們這短短幾分鐘表現的**優點**，然後再寫出需要改進之處。所以可愛的小朋友就算被挑出很多毛病，他還是記得肥蝙蝠說他/她『真有自信』、『開場白好有力』、『音質優美』、『聲量夠』、『自我介紹與眾不同、cool~』、『聲音表情豐富極了』...等，我不只寫下來，還當場念給他們聽，讓每個來的小朋友可能駝著背來等著被批、卻是挺著胸愉悅地離去，而且重點是：**被稱讚時，其他戰友也在現場喔！那簡直驕傲極了！**




至於**建議**? 我就大可直接寫出：『有些字發音要加強... 你很懶喔~』、『太快太快! 你怕唸不完啊? 還是想含混過關?』、『也許你想當蚊子國公主? 誰聽得到呢?』、『斷句有點怪... 擠在一起了!』...等，小朋友可都是欣然接受呢！

我曾標明出「比賽時評審會非常注意你的發音語調聲音表情手勢」了嗎？都沒有，但是他們都得到了這些 messages，不是嗎？

(2) 標示出他們念錯的字句：

我沒有那閒工夫去多印好幾份 **copies**，所以每次我等於在訓練自己聽寫能力。聽到哪裡唸錯或怪異，就直接寫下字句。所以也不會跟小朋友搶著看講義、或把他們稿子寫得亂七八糟！於是他們就是帶著我寫給他們的鼓勵和要求、附上要改進的 **vocab or sentence** 回家(念幾篇就給幾張、都是輕薄短小的 **notes**)，這樣家長也知道我們到底練得怎樣、他們的孩子進步了多少，一舉數得啊！



(3) 計時：

Well, 每次歷時多久寫在 **notes** 上，提醒小朋友太快或太慢(通常是 **fast as hell...**)，我強調的不是要在限定時間內念完，而是這個時間內你帶給聽眾什麼樣的一種詮釋方式，什麼樣的精采故事...

念完後... 讓小朋友瞧瞧哪裡可以更棒？哪裡是他們的優勢要繼續保持？(當然就是我在那張紙上寫的筆記囉~)

接著用簡單的兩個符號...



跟他們一起從頭到尾把文章再念過一次，**this time, with more emphasis on INTONATION, MOOD & VOICE(S).**

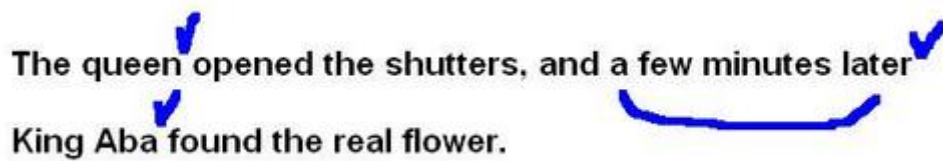
打勾是換氣，微笑是連音。

舉個例來說：

“The queen opened the shutters, and a few minutes later King Aba found the real flower.”

小朋友若只是把發音弄得很標準、卻上氣不接下氣地撐完整句，聽來還是難堪！
如果是這樣呢？


The queen opened the shutters, and a few minutes later
King Aba found the real flower.



把 opened 跟 found 兩字圈起來當然也 ok，只是小朋友自然會知道哪裡語氣要特別強調！這種小事他們自己就會了啦~

有些時候，文章裡有排比用法時，就用到箭頭這玩意兒了！

They ate, played, and swung happily among trees every day.



一群東西(nouns, verbs, adjectives, adverbs...)擺在一起，通常最後一個是語調下降的(才能夠讓人知道：這句結束了、要換下一句了喔!)。如果有四枚，就『提、提、提、降』！三枚就『提、提、降』！兩枚『提、降』！一枝獨秀呢？自己判斷囉！看前後文決定，語氣是要強要弱？

下面這一段，大家應該就很容易判別哪裏斷句、什麼地方提起降下了吧？

Would you give it a try?

There were many kinds of trees—pine, oak, magnolia, and maple. There were thousands of colorful flowers. In the spring there were daffodils, irises, and tulips. In the summer there were daisies and lilies. In the fall there were chrysanthemums, and there were poinsettias in the winter.

於是小朋友的作業就是... 自 • 己 • 畫 • 斷 • 句(打勾啦)、先在家練習看看！

最後來講開頭和結尾：

(1) Opening:

不要囉哩八唆介紹自己生平，那只會鬧笑話！簡單地打招呼”Hello/Hi, everyone/everybody.” 或者”Good afternoon(通常在下午比賽), ladies and gentlemen.”接著就是”My name is Fatbat./ I'm Fatbat.”然後”And today my story is...念題目”或是”I'm going to tell you a story ... 題目”。直接切入正題、**不要念兩遍題目**，幹麻？拖時間啊？題目可以速度稍慢、響亮，然後就開始囉~

(2) Ending:

講完故事的最後一句，不管是 the moral of the story 還是只是一句話，最好可以 放慢速度、特別注視台下... 然後停住、環顧四週、自信點頭，並說”Thank you for listening...”從容下臺。結尾的『氣』也很重要滴~~~ (**千萬別說 The End. 你拍電影啊?**)

24 個 Mike, 一個 Billy

(收錄於 [佳音出版社](#)之 [英語文競賽全攻略](#) [A Comprehensive Guide to English Contests](#))

那天下午當我開車剛到 Billy 家，準備告知他父母比賽名次時，Billy 爸正在講電話、看來非常高興；媽媽正走下樓梯、圍著圍裙一身油煙味。我從門口走進去大喊：「第一名！」Billy 爸掛掉電話、拍拍我肩膀說，「真是多虧你了...值得、值得啦！」Billy 媽則是開心地尖叫起來、手舞足蹈地一直握著我的手說謝謝。



其實我想對他們說：真的很值得！謝謝你們和 Billy，讓我滿足我的表演欲(haha~)，還有讓我學到怎麼耐心對待小朋友。

Billy 參加國中英語演說比賽，從校內比賽、區賽到縣賽，我們一起合作。每次先聊天、瞭解他近況，回去我就幫他依學校或主辦單位給的題目寫稿子。第二天拿到他家，他可以一個晚上就背完、然後第三天我再拿另一篇讓他背，順便聽他原來的稿子熟練度和發音。

校內比賽只要準備一篇，任何題目都可以。區賽給三篇題目、縣賽要五篇！依國中學生的程度來說，想寫出一篇完整又有戲味兒的東西，實在有難度。而偏偏文章內容又佔了45%，可不能一直用 I... I... 開頭啊！所以通常是他先寫大概內容，我來修飾。文章的難易適中與否，就是第一關了！再來是背稿，要在題目公佈到比賽之間短短兩星期，又寫好文章、又背熟內容，對一般課業繁重的國中生而言，還真是難事！對 Billy 來說，更是另一種磨練！

Billy 在出生時就被診斷出有自閉傾向，聽媽媽說：他小時候玩積木拼拼圖可以好幾個小時不嫌累！而右手一出生就有六指，經醫生切除後、拇指旁還是留有明顯突起處(每次如果講到有關“Wonderful”或“Way to go”的部份，他一比出大拇指，我都好想抱他！) 加上從小到大，『一路長來、始終肉胖』的憨厚樣，實在很難不讓人憐愛！

我從 Billy 七歲時，就認識這家人，還短暫當過他幾個月的家教。那時不管我講我最拿手的繪本、還是他最愛的圖畫字典(夠特別吧!)，根本就是我講我的、他玩他的！

Billy 爸後來還是跟我說：「我們先停一陣子好了！」那時他才小一。平時休閒活動是看迪士尼卡通和打電玩的 Billy，有個很有遠見的爸爸，電玩都是讓 Billy 打英文發音的冒險類遊戲、動畫也都播放英語發音、看英文字幕，有時甚至關掉 caption 練聽力。Billy 很會模仿，電玩過關的音效、卡通裡的角色，他都可以裝得維妙維肖；『碰巧』我也很愛模仿，DJ 轉唱盤的聲音、故事裡的口技、故事裡的各種對話，都是我的拿手絕活兒！簡直是讓我遇到個瑰寶、把我畢生功力傳給他~



但是上了台跟底下練習的他，很難聯想在一起。Billy 媽說他一直很幸運、遇到的都是關心他、懂他的老師，才不會讓同學欺負平時鈍鈍 lag、上台虎虎生風的 Billy。我也常會介紹 Billy 爸媽一些不錯的童書系列、或說故事的自我訓練叢書，後來 Billy 在校內朗讀或說故事比賽都有不錯成績，可愛又漂亮的妹妹 Vivian 也是表現突出。

從國小到現在他上了國中，每次一有比賽，我們又會再碰面：玩聲音、想動作！跟別的老師訓練時有個很大的不同點：我不錄音給小朋友。因為詮釋一篇文章或一個故事的方法有千百種，我實在沒辦法扼殺他們對內容理解的想像力！一個簡單的句子“Rapunzel. Rapunzel. Let down your hair to me!”(關在高塔上的長髮公主)就有好幾種完全不同方向的演法及念法：你可以是慌張型村婦、可以是俊美型王子，要弄個奸詐型巫婆也 okay (誰說一定要照原來的版本來念？)

我們在訓練過程中，最喜歡也最有趣的就是...

如果是主辦單位給了文章或故事稿(通常是 fairy tale)，我們就找一個角色惡搞；如果是只給題目要自己寫內容的話，我們一定開自己玩笑！

我特愛學 African American woman 講話(請看 Whoopie Goldberg 或所有 Eddie Murphy 演出的黑女人角色)，那種伸出食指翹著屁股搖頭晃腦講著，“There’s no way you can talk to me like that, baby~”或“You got a problem with that, huh?”每次都是我跟小朋友開玩笑的素材範本。於是我們抓 Snow White 的邪惡母后來當黑女人，【驢子與父子】故事裡的訕笑路人、甚至 Frog Prince 裡的公主...通通都可以當黑女人。For what? JUST FOR FUN, baby~ 不然一字一句這樣訓練，煩到冥王星去！況且到時候抽題目真抽到了我們這樣準備出來的故事，this black mama tone 也真的技驚全場呢！

至於開自己玩笑，是把自己肥短不善運動的ちメ丂´ 樣，統統寫到文章裡，對 Pixar 動畫片的熱愛、對電影和音樂的執著(我自己)和對 Nintendo 電玩的狂熱(Billy)都毫不保留地放進文章裡！我們的東西、就是我們師生倆，沒有加油添醋、不是天花亂墜。



去年一場法治教育英文比賽，胸有成竹的 Billy 竟只得到佳作，我好生難過、他卻繼續打他的 Super Mario，似乎不受影響。後來聽說原來我的稿子從頭押韻到尾，有的評審聽不懂 (OMG)，雖然另外有法官評審說：「這小胖男真厲害！」。今年他國三了，代表學校參加區賽、縣賽，這場不只比較英語力也考驗背誦能力的比賽，讓我跟他過了超級充實的一個多月！

肥嫩的 Billy 從抽到號碼，上場的第一句：Good afternoon, honorable judges, ladies and gentlemen... 就跟 Britain's Got Talent 裡其貌不揚的 Paul Potts 上場唱【公主徹夜未眠】一

樣，震驚全場！（當然，我們的 Billy 可愛多了）從小到現在、不論是教育局或私人機構辦的校外比賽，始終沒拿過第一名的 Billy，這次終於拿到冠軍，對於他自己、對於我，都是一種振奮人心的感動和回饋！

那天離開他們家，我對又沉浸在 Super Mario 電玩裡的 Billy 說一句：“Hey, 下一次統統都要你寫囉！未來的高中生，我只負責欣賞和讚嘆喔！”

By Mike Fatbat

4. Some Things I Will Do When I Feel Happy

If I'm asked this question 5 years ago, I'd probably just jump around in bed and wouldn't answer it. That's just a direct way to express my feelings! And now I think surfing the net is definitely the first thing I'll do when I feel happy. Listening to relaxing music will come next. And trying to make someone happy too is one thing I found lately really rewarding!

You know sometimes the school life can be suffocating, and feeling happy can be just a flash in the pan. After finishing my homework or cramming for exams, I'd have some HAPPY TIME on the *Internet*. Usually it's half an hour, but sometimes I'd have 40 minutes to one hour for my good performance in quizzes or exams.

Unlike others who enjoy ultra-violent online games like *CS* or *Heli Attack*, I prefer *Nintendo Online Games*. Being an ardent fan of *Super Mario Brothers*, I am completely thrilled to see new versions of its games with splendid animations and TONS of challenges. Not just games, I take the *Internet* as a great access for me to keep abreast of the world. You don't have to flip over every newspaper to find out what's new or hot now, it's just a click away online from the latest news update. And my favorite section would be SCIENCE. From the background story of the winners of Nobel Prize in physics, to the impact of NASA rocket hitting the moon, I just LOVE to see what's going on and how it's working in the world...

Second, I like to turn on my CD player, and listen to classical music when I'm in a good mood. Tchaikovsky's *Nutcracker* and Mozart's *Jupiter* are my favorite pieces. I know that Beethoven's *Moonlight Sonata* help crops grow quickly, and it surely helps me relax my mind too. Lately I've been listening to *The Carpenters* and *The Beatles*. It's because my parents like to watch their concerts on DVDs, and more or less making me a fan of the music of 60's and 70's too. I would just sit comfortably on the sofa, drinking a glass of warm milk, then let the music wash over me. It doesn't have to have lyrics, and I just love the rhythm of it... And if I do this before going to bed, it can really help me get a good night sleep.

Third, trying to make someone else happy too is also one thing that I'm fond of when I'm delighted. I like to do something fun to cheer my friends or family up if I feel happy no matter where I am --- school or home, in class or on basketball court. Telling a joke, sharing the interesting news I know online, playing a magic trick I learn or even do a little rap.. can all make them smile. Just hearing their laughter or seeing them clapping hands makes me feel even happier myself!

I always look on the bright side of things, and that's maybe why I feel happy more often than others. And when I enjoy myself, I'll do things making me and people around me feel the way I do too. Isn't it just great to see everyone in high spirits?