



CLASSROOM ENGLISH FOR ART TEACHERS

宜蘭縣國教輔導團 國中英語
專輔 凱旋國中陳育萱



Goals for Today 今日目標

1. 每個人都知道自己會使用**哪些課室英語**。
2. 每個人都**有練習課室英語**的經驗。
3. 每個人都知道要成功使用課室英語的**關鍵**。
4. 課室英語**相關資源**。

Today's Agenda 時間表



9:30-10:20


暖身討論
Warm up Discussion
實用課室英語
Find your own
classroom English



10:30-11:00
課室英語練習
Practice your own
Classroom English

11:00-11:50

課室英語的關鍵
Key to successful
classroom English



11:50-12:00

Q&A






what

一般 + 領域



warmup discussion 暖身討論



1. 在我的課堂上實施課室英語的困難點是...
 2. 如果我常常使用課室英語，我的學生會...
 3. (如果我常常使用課室英語，我會...)
- 



“Practice makes progress.”

— Susan Chen



Find your own language



Goal目標: 找到自己真的要用的十句課室英語。

Where哪裡找：

- (1)自己常講的話(首選)
- (2)從句子中挑選(也可以)


How完成：把中文(和英文)打在Jamboard上。





Practice

Say it out loud and slow.





Key to successful
classroom English



What is the goal of
classroom English?

Effective teaching.
Language exposure.



Attention

Before you speak



SLOW

Simple and clear.



The graphic features a light blue background with soft, white, fluffy clouds. Two white paper airplanes are shown in flight. One is in the upper left, and the other is in the lower right. Dashed black lines trace their paths, which curve and loop. In the center, there is a yellow banner with a red border containing the word "Teach" in a pink, rounded font. Below this banner is a larger, white rounded rectangle with a yellow border containing the words "Classroom English" in a black, sans-serif font.

Teach

Classroom English



Repeat

Esp. KEY points




Parts

Part-check-part



ICQ

Information
CHECK
QUESTION



Multimodal

原則說明

教師能有效運用多模態資源（如手勢、肢體動作、音量、語調、圖片、繪圖、多媒體影音等文字與非文字符號），幫助學生理解教學語言和授課內容，使課堂教學活動能順利進行。例如，學生不了解老師的提問時，老師透過手勢、肢體動作、畫圖、解釋等方式，幫助學生理解。

Use

Picture, Image, Video 照片影片

Body language, gesture

肢體語言手勢

Realia 實物


Gesture 手勢

Facial expressions 臉部表情



Act it out


I want everyone to open your book and turn to page 47. When you are on page 47, please raise your hand.





Blackboard

Write Chinese
Draw a picture
Point at cards
Show pictures





Plan

Also plan
students' actions.





What can you do?

Think-Pair-Share

Act



十全十美

吸引注意力

Attention

慢慢講 Slow

教 Teach

重複 Repeat

部分 Part

確認理解的問題 ICQ

多模態 Multimodal

動才懂 Act it out

黑板 Blackboard

計畫 Plan



“Habit is second nature.”

—Susan Chen

Resources

1. 臺北市自編CLIL雙語教材

<https://sites.google.com/view/tp-clil/Art>

2. 部分領域雙語教學教案 <http://immersion.ntue.edu.tw/>

3. 國民中小學部分領域課程雙語教學實施計畫
本土雙語教育模式之建構與推廣

<https://clseap.ccu.edu.tw/contents/LessonPlan.php>

4. 111學年度宜蘭縣雙語增能研習資源

https://drive.google.com/drive/folders/18CD-L1NBrmQaWDO_hsGYNAPT_M60K8jZ?usp=sharing



Thank you

susanchen@tmail.ilc.edu.tw

